

Greensboro Town Survey Report Summary

In 2024, Greensboro conducted a town-wide survey to understand residents' concerns, preferences, and priorities. With **242 responses (~29% of the population)**, 167 voters, and 75 non-voters, the survey sheds light on key issues facing the town.

TOWN SURVEY GREENSBORO 2024

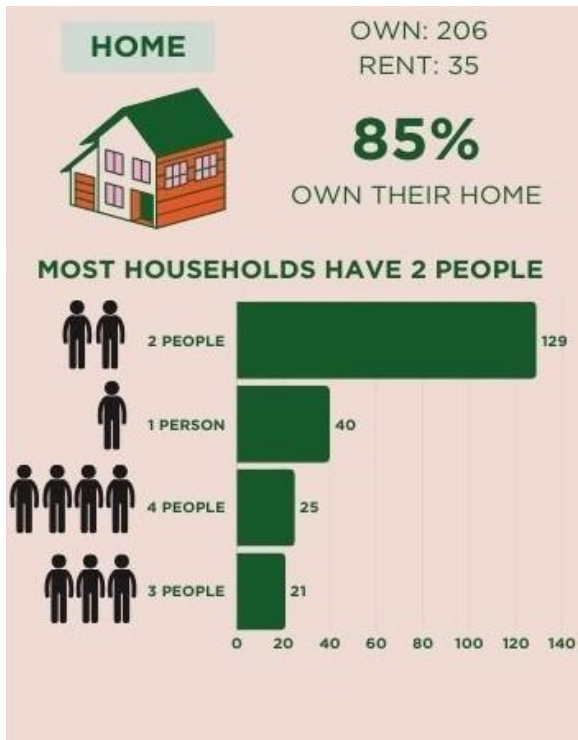
Here's an overview of what you shared with us!

WHO TOOK THE SURVEY? 🔍

Of the 242 survey responses, here's the context for the data.

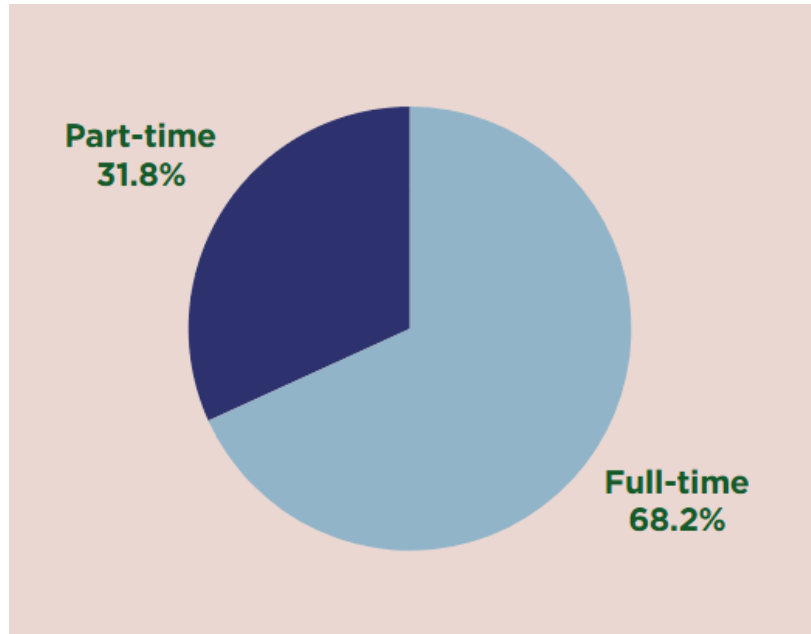
84.8% LIVE IN 05841	68.2% FULL-TIME RESIDENTS
15.2% LIVE IN 05842	31.8% PART-TIME RESIDENTS

AT LEAST **135** RESPONDENTS WERE OVER 60



Resident Overview

- **Population Composition:**
- **68%** full-time residents, **32%** part-time.
- Most residents (**85%**) own their homes, with only **14%** renting.




- **Demographics:**
 - Majority are couples or single-person households.
 - Senior residents dominate, with **80% having at least one senior** in their home.
 - Few households (**9%**) include **school-age children**.
-

Top Issues

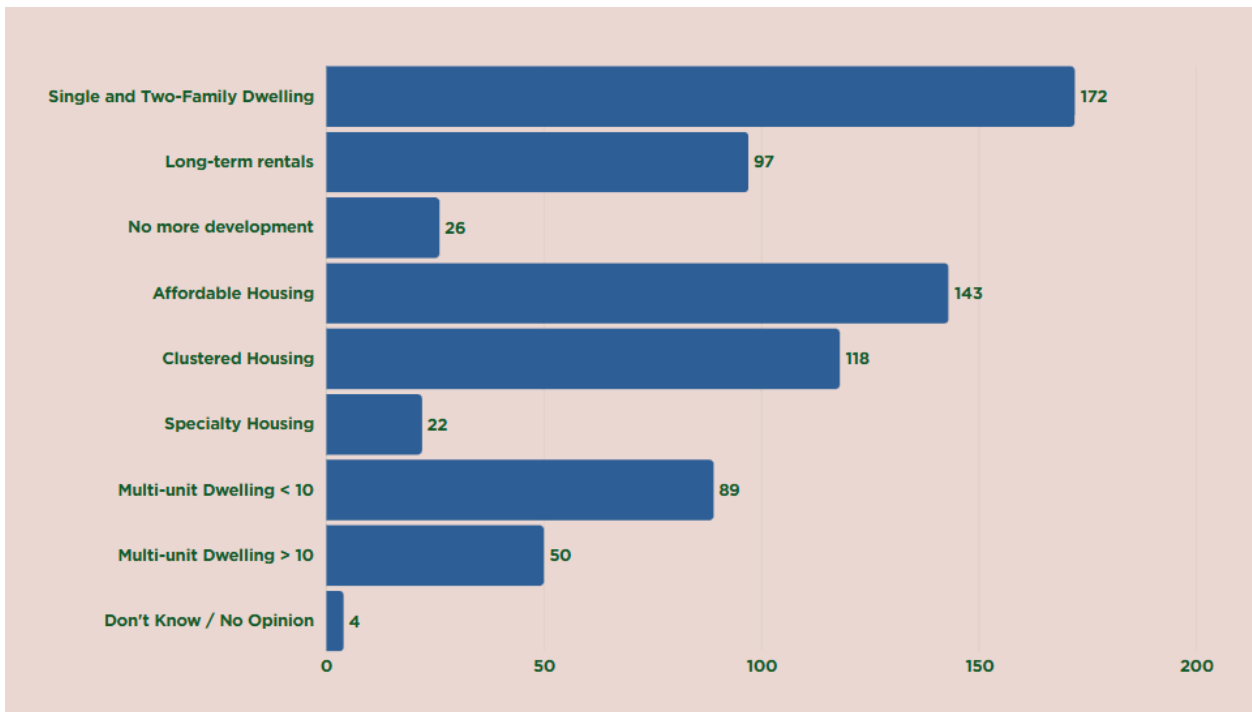
1. **Cost of Living:**
 - Property taxes are the biggest expense (**62% of respondents**), followed by mortgage/rent costs.

WHAT CONTRIBUTES THE MOST TO YOUR LIVING EXPENSES IN GREENSBORO?



2. Housing:

- Strong demand for **Single and Two-Family Dwellings, Affordable housing, and Clustered Housing.**



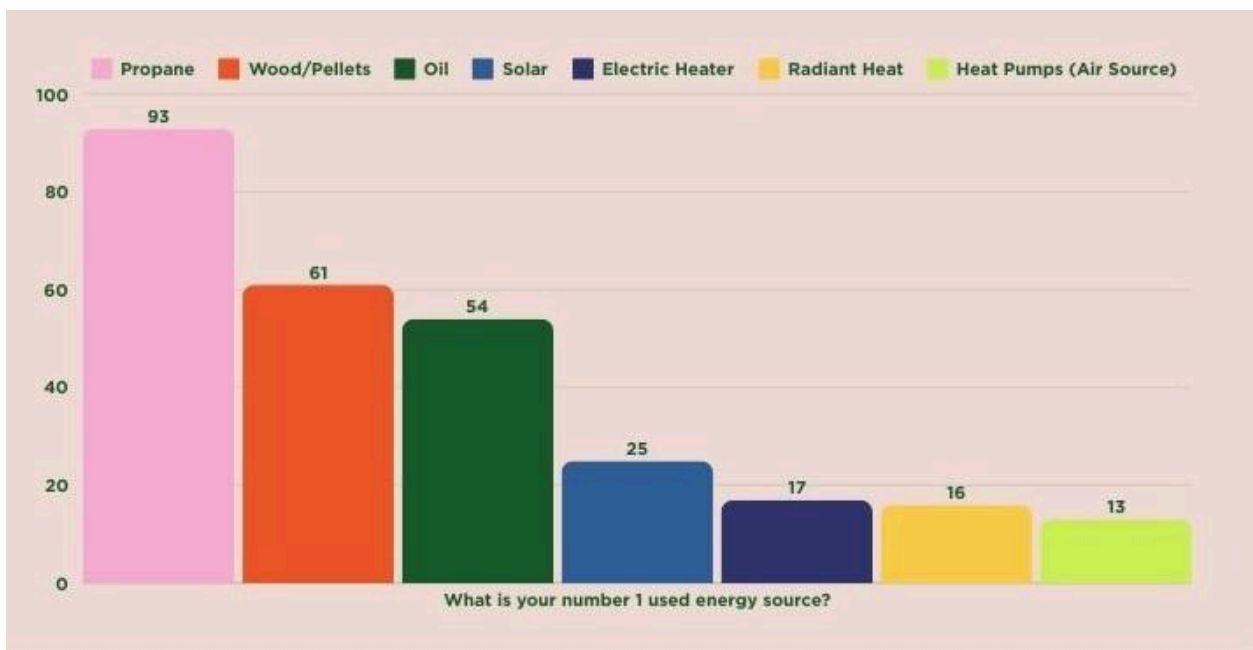
3. Healthcare Access:

- Residents cite long travel times, limited local services, and pharmacy closures as significant barriers.

4. Environmental Conservation:

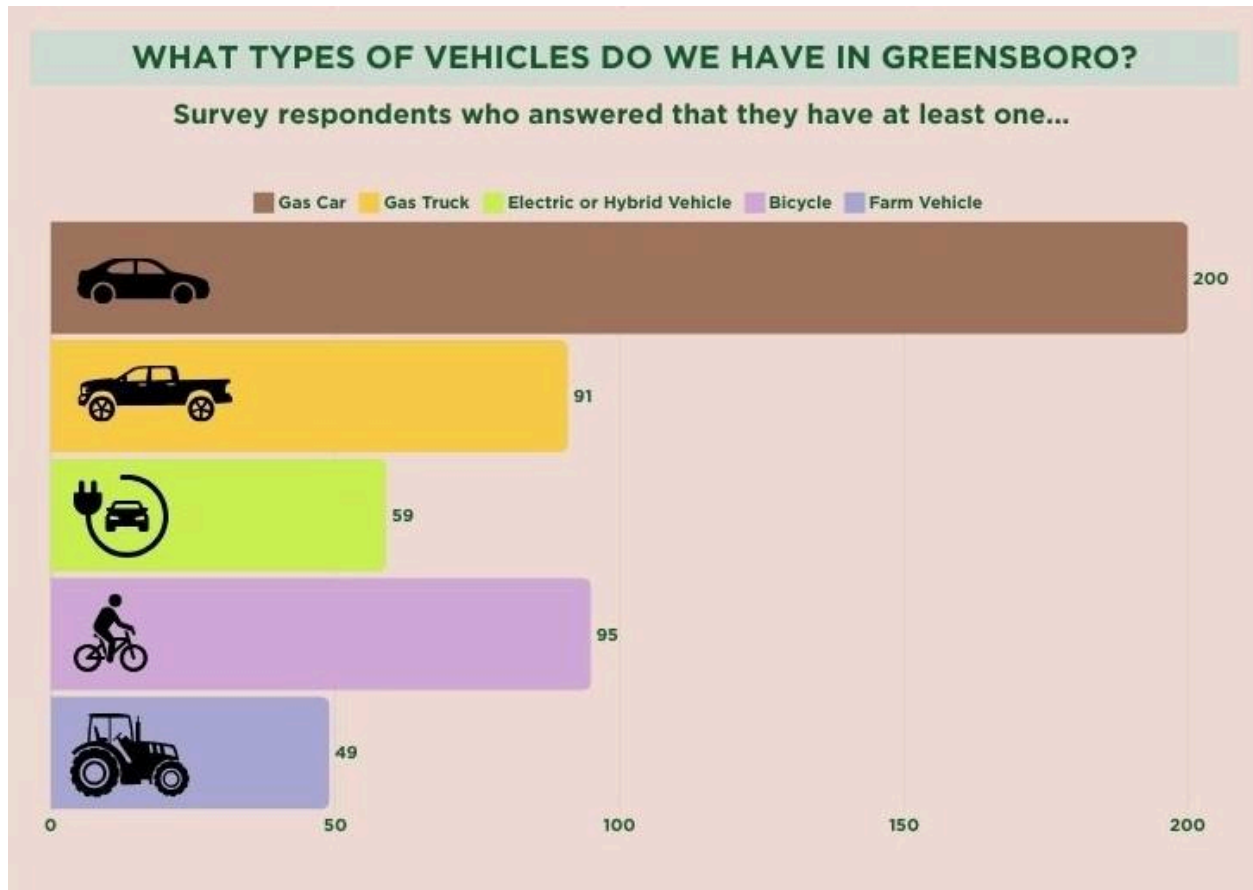
- Protecting Caspian Lake and local wildlife habitats remains a top priority.
-

Energy Use and Sustainability



- **Propane, wood, and oil** are the **primary** heating fuels. However, notably, **10% use solar energy as their primary fuel source and 20% responded that they used solar energy on some level.**
 - **56** respondents invested in solar arrays, and **93** improved insulation in their homes within the last five years.
 - Interest in renewable energy installations like community solar (**62%**) and EV charging stations (**43%**) is high.
-

Transportation



- Most households own gas-powered vehicles, but **25% have hybrid or electric vehicles**.
- Annual mileage averages **~12,687 miles**, reflecting the rural lifestyle.

Community Life and Activities

- Residents value Greensboro's natural beauty, outdoor activities, and small-town feel.
 - Suggested events include:
 - Winter festivals, summer art/music events, and food-focused gatherings.
 - Potluck dinners and community dialogues to foster connection.
-

Economic and Infrastructure Needs

- Priorities include better broadband access, small business support, and improved roads.
 - Interest in economic development includes more restaurants, agricultural ventures, and retail options.
-

Key Opportunities for Improvement

1. **Communication:**
 - Enhanced use of website, email, a town calendar, and social media is widely requested.
 2. **Transportation:**
 - 17% of respondents support shared transportation services, though actual use may vary.
 3. **Zoning and Development:**
 - Calls for relaxing the 10-acre zoning rule to allow for more housing options.
-

What Residents Love

- Proximity to nature, a sense of peace, and a tight-knit community rank highest in what residents cherish about Greensboro.
-

What are the next steps? We want to talk to you.

We'll be having a Community Discussion on January 15th! We'll be addressing the following topics.

1. Bringing the Community Closer
2. Town Growth (residential and commercial)
3. Town Management & Communications