

**The Town of Greensboro, Vermont
and Greensboro School District
Annual Reports
For Fiscal Year 2018
July 1, 2017- June 30, 2018**



Our Villages represented by our own Roland Rochette of Greensboro Bend

**Please bring this report to the Annual Town Meeting on
Tuesday, March 5, 2019 at 10 AM and
To the Annual School District Meeting on Tuesday, March 5, 2019 at 1 PM
Highland Center For The Arts
Greensboro, VT**

DEDICATION

This year, we are proud to dedicate our Town Report to all the volunteers that contribute their time and talents, without any expectation of compensation, for the good of all in Greensboro. These Volunteers are the backbone of all of our committees and organizations. They do so much, expecting nothing in return, and they deserve to be recognized.

In Greensboro we are privileged to have generous citizens. Not just in a monetary way some may think defines "generous." We are privileged to have volunteers who offer their precious time to help others. Volunteers spend countless hours of their free time to "work" in all different aspects of the Town.

The Town of Greensboro is largely run by many volunteers who help with governing - the Select Board; and planning - The Planning Commission and DRB, who work to preserve the character of our Town. The Cemetery Committee worked diligently this year to preserve and clear the Baker Hill Cemetery. Volunteers manage the operation of the Giving Closet, an enterprise that accepts and sorts free items to all who walk in our doors. With the Giving Closet, we help protect our environment by keeping items out of our landfills and repurposing house wares, gently used toys and clothing to those who may have a need.

A new event this year was the Halloween Trail. This was conceived by volunteers who wanted to provide a safe, exciting Halloween experience for our children allowing them to walk the neighborhood and trick-or-treat door-to-door. Judy Dales offered her time to organize the trail, with many others being "porch sitters," offering treats and maybe a few tricks for the visiting goblins.

For all that these valuable individuals do in town, we applaud and salute you. Without our Volunteers, our town would not be the same. Thank you, and know that you are appreciated and honored.



Artwork by Nancy Gomes, Greensboro
Copied from 1991 Greensboro Town Report

Table of Contents

Dedication.....	Inside Cover
Greensboro Town Taxes at a Glance	3
Greensboro Town Officers.....	4
Warning for Annual Greensboro Town Meeting	6
Important Dates and Items to Remember.....	8
Town of Greensboro Budget Presentation	9-20
Statement of Greensboro Taxes	21
Vermont Department of Finance and Management	22
Greensboro Capital Assets	22
Greensboro Capital Budget and Program.....	23
Greensboro Highway Equipment Reserve Fund	24
Greensboro Selectboard's Report.....	25
Greensboro Town Clerk and Treasurer's Report	25-26
Greensboro Road Report.....	27-29
Greensboro Town Service Officer and Health Officer's Report.....	29
Greensboro Conservation Commission's Report	29-30
Greensboro Town Energy Committee's Report.....	30-31
Greensboro Zoning Administrator's Report	32
Greensboro Planning Commission's Report.....	32
The Giving Closet Report	33
Greensboro Cemetery Commission.....	34
Greensboro Fire Department's Report	34
Hardwick Police Department's Report	35-36
Greensboro Emergency Planning Committee's Report	36
Hardwick Emergency Rescue Squad's Report.....	37
Greensboro Historical Society's Report.....	38
Greensboro Free Library's Report	39-40
Caspian Lake Beach Committee's Report	40
Greensboro Recreation Committee.....	10-41
WonderArts – Seniors Program Report	42
Four Seasons of Early Learning.....	43
Greensboro Nursing Home Report.....	43
Vermont Department of Health Report for Greensboro.....	44-46
Agencies Requesting Town Funds.....	46
Minutes for Annual Town and Town School District Meeting	47-53
Vital Statistics	53
Greensboro School Enrollment.....	54
Contact Information for Representatives and Senators	54
Recycling 2018 Information.....	55
Notes.....	56
Greensboro Information	Back Cover

Copies of the audit prepared by Pace and Hawley, LLC, Certified Public Accountants, will be available at Town Meeting. You can also obtain a copy at the Town Clerks Office or on our website. If you would like a copy mailed to you, please call the office at 802-533-2911, or send an email to townclerk@greensborovt.org . The Town Clerk's office is open Monday, Tuesday and Thursday from 9 am to 4 pm, Wednesday from 9 am to 6 pm, and Friday from 9 am to 12 noon.

The March 5, 2019 Annual Town Meeting will be at the The Highland Center For The Arts at 10 a.m. Lunch will be provided by the Four Seasons of Early Learning's Farm to Preschool Initiative. There is a \$5 suggested donation for the meal.

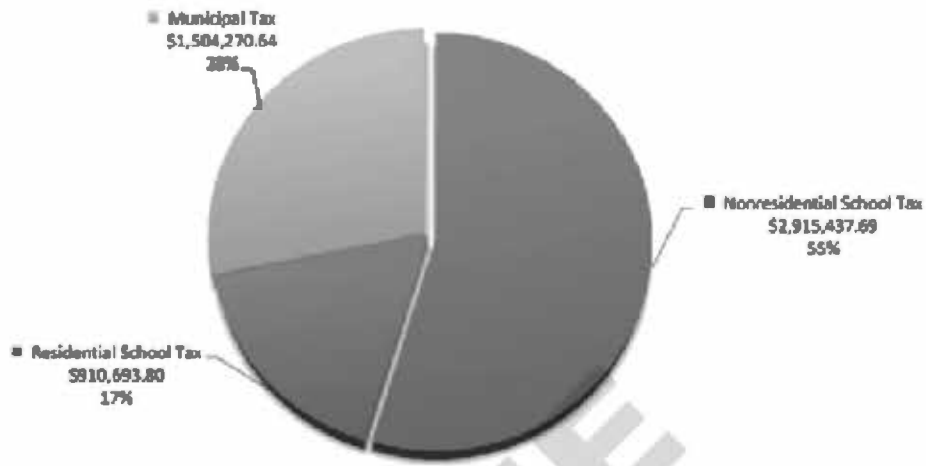
Following lunch, will be the Greensboro Town School District Meeting at 1:00 PM at the same location

**Menu items will feature the Harvest of the Month vegetable and will be prepared with student assistance and be 90% locally sourced.*

Important Dates and Items to Remember

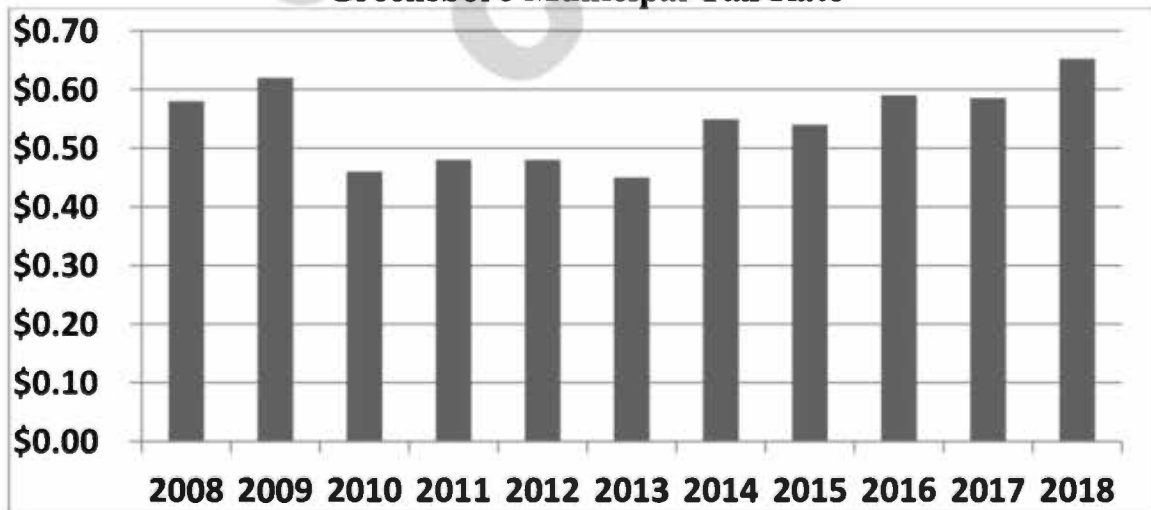
The legal voters of Hazen Union School District No. 26 consisting of the Town School Districts of **Greensboro, Hardwick and Woodbury** are hereby warned to meet for the Hazen Union School District #26 Public Informational Hearing on the FY20 Budget at Hazen Union Auditorium, Hardwick, Vermont on **Monday, February 25, 2019 at 7:00 PM** for discussion on the schools district's proposed FY20 budget as required by Title 17 VSA §2680 (g)

**Fiscal Year Greensboro Taxes
July 1, 2017 - June 30, 2018**



Municipal Tax Rate \$0.6525
Resident School Tax Rate \$1.6409
Nonresident School Tax Rate \$1.5610

Greensboro Municipal Tax Rate



Greensboro Town Officers
Elected Officers

<p>Moderator Timothy Nisbet (2019)</p> <p>Town Clerk Kim Greaves (2020)</p> <p>Treasurer Barbara Brooke (2020)</p> <p>Select Board Matthew McAllister (2 yr) 2020 Andrew Kehler (1 yr) (2021) Peter Romans, Vice Chair (3 yr) (2020) Susan Wood, Chair (1 yr) (2019) Michael Lapierre (2019)</p> <p>Collector of Delinquent Taxes Janet Long (1 yr) (2019)</p> <p>Trustees of Public Funds Barbara Brooke (3 yr) (2020) Peggy Lipscomb (3 yr) (2021) Sherral Lumsden (3 yr) (2019)</p> <p>Library Trustees Becky Arnold (3 yr) (2020) Harold Gray (3 yr) (2021) Virginia Lapierre (3 yr) (2020) Kenneth Johnston (3 yr) (2018) Carol Reynolds (3 yr) (2019) Lise Armstrong (3 yr) (2021) Stephanie Thomson (3 yrs) (2021) Rosann Hickey Cook, 2nd Alternate John Miller, (Stannard) 1st Alternate</p> <p>Cemetery Commission Patsy Mercier (3 yr) (2021) McNeil (2020) Wayne Young (3 yr) (2019)</p>	<p>Greensboro School Board McNeil (appointed) (3 yr) (2020) Tanya Thomas (3 yr) 2021 Jerilyn Verden (3 yr) (2019)</p> <p>School District Treasurer Kim Greaves (1 yr)</p> <p>Union 43 School Board (Lakeview) Robbie Hurst (3 yr) 2019 Rose Modry (3 yr) 2019 Samantha Friend (3 yr) 2020 John Moffatt (3 yr) 2021 Dylan Laflam (3 yr) 2020 Victoria Von Hessert (3 yr) (2020) John Miller (3 yr) (2018) Stannard</p> <p>Union 26 School Board (Hazen) Mike Metcalf (3 yr) 2021 Jefferson Tolman (3 yr) (2019)</p> <p>First Constable Rick Walsh (1 yr) (2019)</p> <p>Second Constable Mark Snyder (1 yr) (2019)</p> <p>Town Agent David B. Smith (1 yr) (2019)</p> <p>Grand Juror David B. Smith (1 yr)</p> <p>Justice of the Peace (2020) William Eisner, Jr. Joe Wood Tim Nisbet Stew Arnold Mike Metcalf</p>
--	---

Select Board Appointments

<p>Road Supervisor Thomas Camarra</p> <p>Zoning Administrator (3 yrs) Audrey DeProspero (2019)</p> <p>Caspian Lake Beach Committee Tom Guare (Chair) Ila Hunt Bethany Warner</p> <p>Conservation Commission Erika Karp (Chair) (2019) Linda Shatney (2019) Clive Gray (Clerk) (2019) David Kelley (2020)</p> <p>Greensboro Grange Building Committee Ted Donlon (Chair) Valdine Hall (Treasurer) Judy Dales Robbie Hurst Rob Brigham Rosanne Hickey</p> <p>Recreation Erika Karp Michelle LaFlam John Schweitzer</p> <p>Town Forest Fire Warden Patricia Mercier (2021)</p> <p>N. K. Waste Management Dist Rep. Ken Johnston <i>Alternate is open</i></p> <p>Emergency Mgmt. Chair Sue Wood</p> <p>Hazardous Mitigation Committee Valdine Hall Kim Greaves Lorelei Wheeler Melissa Moffatt George Young Tim Nisbet</p> <p>Buildings & Grounds Committee Not Currently Active</p> <p>Energy Committee Anna Kehler</p>	<p>Recycling Committee: Judy Carpenter (Chair) Stew Arnold (Clerk) Peter Romans Ken Breitmeyer Ken Johnston Christine Armstrong</p> <p>Development Review Board Jane Woodruff (Chair) (2019) Lee Wright (2020) MacNeil (2019) Nat Smith (2019) Linda Romans (2019) Wayne Young (2019) Jan Travers, Alternate BJ Gray, 2nd Alternate Audrey DeProspero (non-voting)</p> <p>Health Officer Peter Romans (2019)</p> <p>Deputy Health Officer Christine Armstrong (2018)</p> <p>Animal Control Officer Kevin Rich</p> <p>Planning Commission Dan Predpall(Chair) (2020) Ellen Celnik (2020) Christine Armstrong (2019) Jerilyn Virden (2019) Carol Fairbank (2019) David Miltenberger (2019) Kent Hansen (2019) Audrey DeProspero (non-voting)</p> <p>Emergency Planning Anne Stevens, Chair Andy Dales Wayne Young Tim Nisbet Eric Pilbin Michael Lapierre</p> <p>Town Service Officer Kim Greaves</p> <p>Tree Warden Cilla Bonney-Smith</p> <p>Civil Defense Erwin Salls, Jr.</p>
--	--

Warning for Annual Town and Town School District Meeting

The legal voters of the Town of Greensboro are hereby warned and notified to meet at The Highland Center For The Arts in Greensboro, Tuesday, March 5, 2019 at 10 a.m. to transact the following business:

- Article 1: To elect a Moderator to govern said town for the coming year.
- Article 2: To take action on the Town of Greensboro Annual printed report.
- Article 3: Shall the voters authorize the Northeast Kingdom Waste Management District to appropriate and expend a budget of **\$ 825,073.00** (Australian Ballot)
- Article 4: Shall the voters of the Town of Greensboro authorize property tax exemption for the “Ballfield” property identified as parcel ID 005-0002 for a one year period. This will eliminate the municipal property tax due. However, the amount due for education taxes will still need to be raised and will be included in our Local Agreement rate.
- Article 5: To elect town officers and school district officers required by law and one or more library trustees:

Office	Term of Office	Elected
Select Board	2 yrs	
Select Board	3 yrs	
Trustee of Public Funds	3 yrs	
Cemetery Commissioner	3 yrs	
First Constable	1 yr	
Second Constable	1 yr	
Library Trustee	3 yrs	
Collector of Delinquent Taxes	1 yr	
Town Agent	1 yr	
Town Grand Juror	1 yr	

- Article 6: Shall the voters of the Town of Greensboro appropriate the following sums to the outside agencies listed below?

Outside Agency	Amount
NEK Council on Aging	\$1,000.00
AWARE	\$2,000.00
Caledonia Home Health	\$1,400.00
Clarina Howard Nichols Ct	\$1,500.00
Craftsbury Community Care	\$10,500.00
4 Seasons on Early Learning	\$9,500.00
Green Up	\$50.00
Greensboro Nursing Home	\$22,500.00
Hardwick Area Community Coalition	\$500.00
Hardwick Area Food Pantry	\$2,500.00
Hardwick/Greensboro Restorative Justice	\$1,500.00
Lamoille Family	\$500.00
NEK Human Services	\$800.00
NEK Learning Services	\$250.00
NorthCountry Animal League	\$600.00
NVDA	\$572.00
Orleans Co. Historical Society	\$625.00
Orleans County Citizens Advocacy	\$800.00
Orleans County Court Diversion	\$300.00
Red Cross	\$250.00
Rescue Squad	\$7,756.00
Rural Community Transportation	\$900.00
Vt. Center for Independent Living	\$210.00
WonderArts	\$3,500.00
TOTAL	\$70,013.00

Article 7: Shall the voters of the Town of Greensboro approve the following Special Appropriation requests from the Municipal Properties listed below?

Greensboro Conservation	\$2,000
Greensboro Free Library	\$25,000
Greensboro Historical Society	\$1,500
Total	\$28,500

- Article 8:** Shall the voters approve the proposed budget in the amount of \$ 1,920,297 which contains the necessary amount required by law and proposed expenses for the fiscal year commencing July 1, 2018 (This budget amount includes the outside and local appropriations requests).
- Article 9:** Shall the voters of the Town of Greensboro approve moving any surplus, with the exception of the HRA line item, from the current fiscal year Highway Dept. Budget into the HERF account in the next fiscal year?
- Article 10:** Shall the voters of the Town of Greensboro approve having the Town Treasurer serve as collector of current taxes and set the tax due date of November 7, 2019. Taxes will be delinquent if not received in the office of the Town Treasurer by Thursday, November 7th, 2019, by 4:00 p.m.
- Article 11:** To transact any other business that may legally come before the meeting.

Greensboro Selectboard
Susan Wood
Peter Romans
Andy Kehler
Matt McAllister
Michael Lapierre

You can vote by absentee ballot or at the polls (in Highland Center for the Arts) on Town Meeting day (March 5, 2019) on the Northeast Kingdom Solid Waste District Budget and the Hazen Union School District Budget. Polls are open from 10 a.m. to 7 p.m. Absentee ballots will be available at the Town Hall by February 11, 2019, and can be requested in person, by mail, or by telephone (802-533-2911). The last day to request an absentee ballot is Monday, March 4, 2019

If you are a Vermont resident and you own a home, you **MUST** file Form HS-122, Vermont Homestead Declaration. In addition, in order to receive a Property Tax Adjustment, you must **ALSO** file Schedule HI-144 Household Income (for all persons living in the household). The Greensboro Free Library will be offering tax-preparation assistance again this year. Please call 533-2531 to schedule an appointment.

Property taxes will be due in the Greensboro Town Offices by Thursday, November 7th by 4 pm.

Town Budget Presentation

We have decided to take a different approach in presenting the FY 2020 budget. We have broken the budget into 5 distinct parts – Town Operations, Professional Services and Committees, Highway, Capital Fund and Highway Equipment Replacement Fund. In order to simplify the presentation our approach is to present a summary of the parent accounts of the Town Financial Statements and include a brief summary of any significant changes or approaches to the budget process. The full budget, including all line items with 2017 actual figures is also available on page 14.

TOWN OPERATIONS

Summary of Town Operations	2018	2019	2020	2020 Variance
100-7-10 TOWN CLERK & TREASURER	\$ 120,569	\$ 114,924	\$ 114,436	\$ (488)
100-7-12 SELECTBOARD	\$ 9,850	\$ 9,850	\$ 10,205	\$ 355
100-7-15 GENERAL EXPENSES	\$ 69,480	\$ 75,035	\$ 74,660	\$ (375)
100-7-17 ELECTION EXPENSES	\$ 1,125	\$ 1,125	\$ 1,125	\$ -
100-7-25 PLANNING & ZONING	\$ 17,764	\$ 22,064	\$ 29,984	\$ 7,920
100-7-30 ASSESSORS OFFICE	\$ 28,341	\$ 28,341	\$ 13,680	\$ (14,661)
100-7-35 COLLECTOR OF DEL TAXES	\$ 4,300	\$ 1,300	\$ 1,300	\$ -
100-7-40 DOGS	\$ 650	\$ 650	\$ 1,355	\$ 705
100-7-50 TOWN HALL & PROPERTIES	\$ 53,761	\$ 56,446	\$ 55,720	\$ (726)
Total Town Operations	\$ 305,840	\$ 309,735	\$ 302,465	\$ (7,270)

Our approach to putting the 2020 budget together was to take a close look at what it actually costs to run this town. We included pay increases for personnel and removed costs that were no longer needed. The major differences in the Town Operations Budget for 2020 are in the Planning and Zoning accounts and the Assessors Office accounts. We planned an increase in Planning and Zoning expenses mostly for grant matches and to fund the Bend Revitalization work.

Previous budgets have included an Assessor's Assistant. This position is no longer needed and is the largest contributor to reducing the overall Town Operations portion of the budget.

TOWN APPROPRIATIONS AND PROFESSIONAL SERVICES

Town Appropriations fall into several different categories. These include appropriations to standing committees, which have a payroll component, such as the Recreation Committee and the Cemetery Committee, Appropriations to Outside Agencies, which are organizations that are not affiliated with the Town, such as Craftsbury Community Care Center and the Rescue Squad. Special Appropriations go to Town Related entities such as the Library and Historical Society. In this section we also included the Professional Services the Town pays for, including Police, Fire, Plowing and Legal services.

Summary of Appropriations and Professional Services	2018	2019	2020	2020 Variance
100-7-53 Caspian Beach Committee	\$ 2,950	\$ 4,450	\$ 4,450	\$ -
100 7 55 RECREATION	\$ 2,600	\$ 3,569	\$ 5,069	\$ 1,500
100-7-70 CEMETERY	\$ 17,123	\$ 19,223	\$ 20,623	\$ 1,400
100-7-80 CASPIAN MILFOIL	\$ 10,470	\$ 10,595	\$ 12,491	\$ 1,896
100-7-90 SOLID WASTE	\$ 12,229	\$ 13,019	\$ 14,037	\$ 1,018
100-7-60 POLICE	\$ 228,669	\$ 243,258	\$ 273,190	\$ 29,932
100-7-65 FIRE DEPARTMENT	\$ 79,386	\$ 79,751	\$ 51,217	\$ (28,534)
100-7-61 SERVICES	\$ 126,928	\$ 130,013	\$ 130,013	\$ -
100 7 62 PROFESSIONAL FEES	\$ 14,400	\$ 13,650	\$ 13,650	\$ -
100-7-98 APPROPRIATIONS	\$ 61,926	\$ 65,596	\$ 70,113	\$ 4,517
100 7 99 SPECIAL APPROPRIATIONS	\$ 33,500	\$ 30,000	\$ 28,500	\$ (1,500)
100-7-97 TRANSFERS OUT	\$ 219,290	\$ 249,290	\$ 252,000	\$ 2,710
Total Appropriations and Services	\$ 809,471	\$ 862,414	\$ 875,352	\$ 12,938

There are two fairly significant changes in the 2020 budget. The dispatch service charges from the Sherriff's Office in previous years had been split evenly between the Police budget and the Fire Department budget. In the contract, however, only 24% of the cost is attributed to the Fire Department and that is how we allocated funds in this budget. This change, along with Hardwick Police Department hiring an additional officer has increased the Police budget by nearly \$30,000.

The Fire Department budget is down significantly because the dispatch service charges have been reduced, but also because the Town Auditors have requested that any appropriations that are not expected to be spent in that budget year be added to the Capital Budget Transfers. The Fire Department has been putting aside \$25,000 per year for a new truck. This year this budget item is in the Transfers Out line item and included in the Capital Budget.

HIGHWAY BUDGET

2019 has been a busy year so far for the road crew. There were two major road projects; two culverts were replaced on Craftsbury Road and on Overlook Road. Because of the number of cars that have been going off the road on Taylor Road, some ledge was removed allowing the corners to be widened a bit.

Summary of Highway Budget	2018	2019	2020	2020 Variance
200-7-40 HIGHWAY MATERIALS	\$ 152,400	\$ 168,400	\$ 179,700	\$ 11,300
200-7-45 HWY CONTRACTED SERVICES	\$ 52,000	\$ 50,640	\$ 36,000	\$ (14,640)
200-7-50 EQUIP. OPERATION & MNTCF.	\$ 101,001	\$ 97,500	\$ 92,500	\$ (5,000)
200-7-60 PAYROLL & BENEFITS	\$ 243,595	\$ 270,579	\$ 270,780	\$ 201
200-7-70 GARAGE	\$ 20,300	\$ 23,300	\$ 23,600	\$ 300
200-7-80 HIGHWAY PROJECTS	\$ 117,000	\$ 130,000	\$ 140,000	\$ 10,000
Total Highway Budget	\$ 686,296	\$ 740,419	\$ 742,580	\$ 2,161

In 2020 the major reductions are in Contracted Services and Operations. The Town has been expecting a fairly large fee for the Act 250 permit renewal for the Town Gravel Pit. There will not be a fee assessed for this permit renewal. Also, the roadside mowing bids came in significantly lower than what had been budgeted in previous years. We also noticed that we have not come close to using the budgeted fuel number and recognized that this was probably increased back in 2010 when fuel reached \$5 per gallon.

Highway materials are up because of issues faced last winter with the quality of the sand that was purchased. The decision was made to buy more expensive sand that wouldn't have to be screened as much and would be less likely to freeze.

Highway Project is up because we allocated additional funds to Grant matches for highway projects. While we expect to over-spending the Highway Projects budget in FY 2019 because of the two large road projects this year. However, these were primarily grant funded and if State and Federal grants are available it makes sense to continue to invest in our road infrastructure.

PAYROLL

Greensboro Payroll Budget	2017	2018	2019	2020
Town Admin Payroll	\$ 146,801	\$ 144,124	\$ 144,179	\$ 142,712
Services and Committees Payroll	\$ 24,963	\$ 36,062	\$ 37,206	\$ 30,646
Highway Payroll	\$ 248,141	\$ 240,145	\$ 266,529	\$ 266,530
Total Payroll	\$ 419,905	\$ 420,331	\$ 447,914	\$ 439,888

Above is what the Town has budgeted for Payroll the last four years. The Town Admin Payroll includes the Town Clerk, Assistant Town Clerk, Treasurer, Collector of Delinquent Taxes, Zoning Payroll and Selectboard Payroll. The Services and Committees Payroll includes The Dog Warden, Swim Lessons, Fire Department, Cemetery, Caspian Milfoil and Solid Waste Payroll. The Highway Payroll includes the Road Crew Payroll. The overall payroll is down for primarily two reasons, last year salaries were over budgeted and not spent, and the Town's health plan was changed from a platinum plan to a gold plan.

CAPITAL BUDGET

Capital Budget Expenditures	FY 2018	FY 2019	FY 2020	FY 2021	FY 2022	FY 2023	FY 2024
Buildings							
Town Hall				15,000			
Town Garage							
Fire Department	69,023	69,023	77,023	69,023	69,023	69,023	69,023
Library		3,673	20,000	15,000			
Historical Society			15,000				
Gravel Pit							
Grange Hall							
Total Buildings	69,023	72,696	112,023	99,023	69,023	69,023	69,023
Fire Department Equipment							
Total Fire Department Equipment	-	-	-	-	110,000	-	-
Town Office Projects							
Total Town Office Projects	-	-	-	-	-	-	125,000
Total Capital Budget Expenditure	69,023	72,696	112,023	99,023	179,023	69,023	194,023
Capital Account Balance	245,839	262,166	272,166	295,166	238,166	291,166	219,166

Every year we have been putting \$89,000 into the Town Capital Account. Primarily these go to paying the debt on the new Fire Station and \$20,000 towards upkeep of the several properties the Town owns. This budget moves the annual appropriation for the Fire Truck replacement, the re-appraisal funding and IT funding from the operating expense account to the Capital Account for an annual Capital Account Transfer of \$122,023. In 2020 we will be spending \$20,000 on the library. They have requested several capital expense projects including replacement of siding, roofing work renovating the second entry. We budgeted \$15,000 on the historical society to replace the boiler that failed and caused significant water damage when the weather got cold. We are also budgeting an additional \$8,000 for the Fire Department above the debt payment on the fire station for a generator, which will allow us to use the facility as an emergency shelter.

HIGHWAY EQUIPMENT REPLACEMENT FUND

HERF Budget		Year Purchased							
Model Year	Item	FY2017	FY2018	FY2019	FY2020	FY2021	FY2022	FY2023	FY2024
2013	Grader							\$326,572	
2016	CAT 307E Excavator	\$99,900							
2016	Case 621F Loader								
2011	Yellow International				\$194,902				
2015	Blue Western Star TR 18							\$221,100	
2016	Green Western Star	\$70,895							\$226,800
2004	PICK-UP	\$39,345					\$53,300		
	Annual Expense	210,140.00	0.00	0.00	194,902.00	0.00	53,300.00	547,672.00	226,800.00
	HERF Balance	83,644.68	213,644.68	446,407.00	431,505.00	561,505.00	683,205.00	340,533.00	293,733.00

We put aside \$130,000 per year to replace our highway vehicles. We expect to get 10 years out of the loader, grader and excavator, 8 years out of the ten wheel trucks and 5 years out of the pickup truck. While we haven't replaced any highway equipment in the last couple of years, in 2020 we will be replacing the yellow International.

Account	Budget FY - 2018	Actual FY-2018 P	Budget FY - 2019	Budget FY - 2020	19/20 \$ DIFF
TOWN CLERK & TREASURER					
Town Offices Payroll	\$ 83,799.00	\$ 71,425.45	\$ 90,164.00	\$ 88,973.00	\$ (1,191.00)
Town Offices FICA/MEDI	\$ 6,410.00	\$ 5,657.81	\$ 6,898.00	\$ 6,806.00	\$ (92.00)
Town Offices Retirement	\$ 4,210.00	\$ 3,198.42	\$ 3,882.00	\$ 4,340.00	\$ 458.00
Town Offices-Health Insur	\$ 16,800.00	\$ 9,864.76	\$ 6,600.00	\$ 6,800.00	\$ 200.00
Town Offices - HRA	\$ 5,200.00	\$ 1,405.01	\$ 2,650.00	\$ 2,650.00	\$-
Unemployment Admin	\$ 1,075.00	\$ 984.10	\$ 1,500.00	\$ 1,575.00	\$ 75.00
Unemployment - Library	\$ 1,075.00	\$ 735.13	\$ 1,230.00	\$ 1,292.00	\$ 62.00
Workers Comp - Admin	\$ 500.00	\$ 283.33	\$ 500.00	\$ 500.00	\$-
Workers Comp - Library	\$ 500.00	\$ 292.33	\$ 500.00	\$ 500.00	\$-
Office Training/Dues	\$ 500.00	\$ 315.00	\$ 500.00	\$ 500.00	\$-
Employee Misc	\$ 500.00	\$-	\$ 500.00	\$ 500.00	\$-
	-----	-----	-----	-----	-----
	\$ 120,569.00	\$ 94,161.34	\$ 114,924.00	\$ 114,436.00	\$ (488.00)
SELECTBOARD					
Selectboard Payroll	\$ 5,000.00	\$ 5,000.00	\$ 5,000.00	\$ 5,000.00	\$-
SB Clerk Payroll	\$ 3,685.00	\$ 1,737.83	\$ 3,685.00	\$ 4,015.00	\$ 330.00
Selectboard FICA/MEDI	\$ 383.00	\$ 382.50	\$ 383.00	\$ 383.00	\$-
SB Clerk FICA/MEDI	\$ 282.00	\$ 132.97	\$ 282.00	\$ 307.00	\$ 25.00
Selectboard Training	\$ 250.00	\$-	\$ 250.00	\$ 250.00	\$-
SB Misc Exp	\$ 250.00	\$ 300.00	\$ 250.00	\$ 250.00	\$-
	-----	-----	-----	-----	-----
	\$ 9,850.00	\$ 7,553.30	\$ 9,850.00	\$ 10,205.00	\$ 355.00
GENERAL EXPENSES					
Technology/IT	\$ 1,000.00	\$ 8,001.73	\$ 2,500.00	\$ 3,000.00	\$ 500.00
Software Licenses	\$-	\$-	\$ 2,500.00	\$ 2,500.00	\$-
Office Supplies	\$ 5,000.00	\$ 2,866.33	\$ 5,000.00	\$ 5,000.00	\$-
Telephone	\$ 2,760.00	\$ 3,055.04	\$ 3,400.00	\$ 3,400.00	\$-
Telephone-Library	\$ 1,110.00	\$ 1,246.20	\$ 1,800.00	\$ 1,800.00	\$-
Telephone-Historical Soc	\$ 800.00	\$ 638.45	\$ 900.00	\$ 900.00	\$-
Postage	\$ 2,500.00	\$ 1,061.37	\$ 2,500.00	\$ 2,500.00	\$-
Interest Expense	\$ 3,000.00	\$-	\$ 3,000.00	\$ 3,000.00	\$-
Misc Expense	\$ 500.00	\$ 753.87	\$ 500.00	\$ 500.00	\$-
Copiers	\$ 3,000.00	\$ 2,124.76	\$ 3,000.00	\$ 3,000.00	\$-
Mileage Reimbursement	\$ 500.00	\$ 134.53	\$ 500.00	\$ 500.00	\$-
NEMRC Software Support	\$ 1,380.00	\$ 1,376.96	\$ 1,380.00	\$ 1,380.00	\$-
NEMRC Disaster Recovery	\$ 580.00	\$ 579.63	\$ 580.00	\$ 580.00	\$-
County Tax	\$ 38,500.00	\$ 37,715.99	\$ 38,600.00	\$ 38,600.00	\$-
Dues - VLCT	\$ 1,850.00	\$ 1,849.00	\$ 1,875.00	\$ 2,000.00	\$ 125.00
Notices/Advt.	\$ 900.00	\$ 722.89	\$ 900.00	\$ 900.00	\$-
4th of July	\$ 4,000.00	\$ 4,166.43	\$ 4,000.00	\$ 4,000.00	\$-
Town Report	\$ 1,000.00	\$ 708.82	\$ 1,000.00	\$ 1,000.00	\$-
Bank Fees	\$ 100.00	\$-	\$ 100.00	\$ 100.00	\$-
911 Signs	\$ 1,000.00	\$-	\$ 1,000.00	\$-	\$ (1,000.00)
	-----	-----	-----	-----	-----
	\$ 69,480.00	\$ 67,002.00	\$ 75,035.00	\$ 74,660.00	\$ (375.00)

Account	Budget FY - 2018	Actual FY-2018 P	Budget FY - 2019	Budget FY - 2020	19/20 \$ DIFF
ELECTION EXPENSES					
Election Payroll	\$ 600.00	\$-	\$ 600.00	\$ 600.00	\$-
Election FICA/MEDI	\$ 50.00	\$-	\$ 50.00	\$ 50.00	\$-
Town Meeting Expenses	\$ 275.00	\$ 337.28	\$ 275.00	\$ 275.00	\$-
Election Expenses	\$ 200.00	\$-	\$ 200.00	\$ 200.00	\$-
	\$ 1,125.00	\$ 337.28	\$ 1,125.00	\$ 1,125.00	\$-
PLANNING & ZONING					
Zoning Payroll	\$ 9,600.00	\$ 8,510.00	\$ 9,600.00	\$ 9,711.00	\$ 111.00
Zoning FICA/MEDI	\$ 734.00	\$ 652.03	\$ 734.00	\$ 743.00	\$ 9.00
Planning/DRB FICA/MEDI	\$ 230.00	\$ 82.71	\$ 230.00	\$ 230.00	\$-
DRB Clerk Payroll	\$-	\$ 1,166.51	\$ 4,300.00	\$ 3,000.00	\$ (1,300.00)
Planning/Zoning Training	\$ 500.00	\$ 240.00	\$ 500.00	\$ 500.00	\$-
Postage - Planning	\$ 500.00	\$ 46.35	\$ 250.00	\$ 150.00	\$ (100.00)
Postage - Zoning	\$-	\$ 6.70	\$ 250.00	\$ 50.00	\$ (200.00)
Zoning Misc/Mapping Expen	\$ 2,000.00	\$ 150.24	\$ 2,000.00	\$ 2,000.00	\$-
Mileage - Zoning	\$ 200.00	\$-	\$ 200.00	\$ 100.00	\$ (100.00)
Planning Notices/Adv	\$ 1,000.00	\$ 360.08	\$ 500.00	\$ 500.00	\$-
Zoning Notices/Ads	\$-	\$-	\$ 500.00	\$ 500.00	\$-
DRB - Legal Fees	\$-	\$-	\$-	\$ 3,000.00	\$ 3,000.00
Planning Members	\$ 3,000.00	\$ 422.50	\$ 1,500.00	\$ 1,500.00	\$-
DRB Stipends	\$-	\$-	\$ 1,500.00	\$ 1,500.00	\$-
Planning Projects	\$-	\$-	\$-	\$ 6,500.00	\$ 6,500.00
	\$ 17,764.00	\$ 11,637.12	\$ 22,064.00	\$ 29,984.00	\$ 7,920.00
ASSESSORS OFFICE					
Assessor Assistant	\$ 7,000.00	\$-	\$ 7,000.00	\$-	\$ (7,000.00)
Assistant FICA/MEDI	\$ 536.00	\$-	\$ 536.00	\$-	\$ (536.00)
Training	\$ 125.00	\$-	\$ 125.00	\$-	\$ (125.00)
Postage - Assessor Office	\$ 100.00	\$-	\$ 100.00	\$ 100.00	\$-
NEMRC/CAMA	\$ 930.00	\$-	\$ 930.00	\$ 930.00	\$-
NEMRC Disaster Rec Assess	\$ 650.00	\$ 671.96	\$ 650.00	\$ 650.00	\$-
Reappraisal	\$ 7,000.00	\$-	\$ 7,000.00	\$-	\$ (7,000.00)
Assessor	\$ 12,000.00	\$ 12,000.00	\$ 12,000.00	\$ 12,000.00	\$-
	\$ 28,341.00	\$ 12,671.96	\$ 28,341.00	\$ 13,680.00	\$ (14,661.00)
COLLECTOR OF DEL TAXES					
Delinq. Tax Coll FICA/MED	\$ 1,300.00	\$ 1,242.94	\$ 1,300.00	\$ 1,300.00	\$-
	\$ 1,300.00	\$ 1,242.94	\$ 1,300.00	\$ 1,300.00	\$-
FINANCIAL ASSISTANT					
Financial Contracted Serv	\$ 3,000.00	\$ 1,375.00	\$-	\$-	\$-
	\$ 3,000.00	\$ 1,375.00	\$-	\$-	\$-
DOGS					
Dog Warden Stipend	\$ 600.00	\$ 600.00	\$ 600.00	\$ 1,250.00	\$ 650.00

Account	Budget FY - 2018	Actual FY-2018 P	Budget FY - 2019	Budget FY - 2020	19/20 \$ DIFF
Animal Control FICA/MEDI	\$ 50.00	\$ 45.90	\$ 50.00	\$ 105.00	\$ 55.00
	-----	-----	-----	-----	-----
	\$ 650.00	\$ 645.90	\$ 650.00	\$ 1,355.00	\$ 705.00
TOWN HALL & PROPERTIES					
Custodian	\$ 2,500.00	\$ 1,992.00	\$ 2,500.00	\$ 2,496.00	\$ (4.00)
Assistant Custodian	\$-	\$ 1,058.75	\$ 1,300.00	\$ 1,150.00	\$ (150.00)
Custodian FICA/MEDI	\$ 191.00	\$ 235.60	\$ 291.00	\$ 191.00	\$ (100.00)
Ass't Custodian FICA/MEDI	\$-	\$-	\$-	\$ 100.00	\$ 100.00
Repairs & Maintenance	\$ 5,000.00	\$ 3,907.23	\$ 5,000.00	\$ 5,000.00	\$-
Custodial Supplies-Office	\$ 800.00	\$ 711.48	\$ 800.00	\$ 800.00	\$-
Heating Fuel	\$ 7,000.00	\$ 5,570.26	\$ 7,000.00	\$ 7,000.00	\$-
Contracted Services	\$ 1,150.00	\$ 678.00	\$ 1,150.00	\$ 678.00	\$ (472.00)
Electric - Town Hall	\$ 4,200.00	\$ 4,009.07	\$ 4,400.00	\$ 4,400.00	\$-
Electric - Playground	\$ 400.00	\$ 435.35	\$ 500.00	\$ 500.00	\$-
Street Lights	\$ 5,000.00	\$ 4,708.63	\$ 5,200.00	\$ 5,000.00	\$ (200.00)
Village Green	\$ 100.00	\$ 25.38	\$ 100.00	\$ 100.00	\$-
Electric-G'boro Grange	\$ 200.00	\$ 171.49	\$ 205.00	\$ 205.00	\$-
Water Bill	\$ 800.00	\$ 1,200.00	\$ 1,200.00	\$ 1,200.00	\$-
Generator Expense	\$ 800.00	\$-	\$ 800.00	\$ 800.00	\$-
Grounds	\$ 6,000.00	\$ 6,342.00	\$ 6,000.00	\$ 6,000.00	\$-
Insurance - Town Hall	\$ 12,000.00	\$ 11,661.00	\$ 12,000.00	\$ 12,000.00	\$-
Insurance-Historical Soci	\$ 1,700.00	\$ 1,136.00	\$ 1,700.00	\$ 1,700.00	\$-
Insurance - Library	\$ 4,700.00	\$ 4,540.00	\$ 4,700.00	\$ 4,700.00	\$-
Ins - Greensboro Grange	\$ 400.00	\$ 413.59	\$ 400.00	\$ 400.00	\$-
Rubbish Removal	\$ 720.00	\$ 660.00	\$ 1,100.00	\$ 1,200.00	\$ 100.00
Trash - Park In Bend	\$ 100.00	\$ 10.00	\$ 100.00	\$ 100.00	\$-
	-----	-----	-----	-----	-----
	\$ 53,761.00	\$ 49,465.83	\$ 56,446.00	\$ 55,720.00	\$ (726.00)
Casplan Beach Committee					
Beach Maintenance	\$ 2,000.00	\$ 2,945.24	\$ 2,000.00	\$ 2,000.00	\$-
Beach Projects	\$ 950.00	\$-	\$ 2,450.00	\$ 2,450.00	\$-
	-----	-----	-----	-----	-----
	\$ 2,950.00	\$ 2,945.24	\$ 4,450.00	\$ 4,450.00	\$-
RECREATION					
Swim Lessons Payroll	\$-	\$ 836.50	\$ 900.00	\$ 900.00	\$-
Swim Lessons FICA/Medi	\$-	\$ 63.99	\$ 69.00	\$ 69.00	\$-
Workman's Comp - Swim	\$-	\$ 56.00	\$-	\$-	\$-
Recreation Committee Exp	\$ 2,000.00	\$ 3,799.03	\$ 2,000.00	\$ 2,000.00	\$-
Grant Expenditure (Rec)	\$-	\$-	\$-	\$ 1,500.00	\$ 1,500.00
Facilities	\$ 600.00	\$-	\$ 600.00	\$ 600.00	\$-
	-----	-----	-----	-----	-----
	\$ 2,600.00	\$ 4,755.52	\$ 3,569.00	\$ 5,069.00	\$ 1,500.00
POLICE					
Ins - HPD/Constables	\$ 800.00	\$ 878.00	\$ 800.00	\$ 800.00	\$-
Police Services	\$ 214,377.00	\$ 214,377.00	\$ 228,458.00	\$ 244,355.00	\$ 15,897.00
Dispatch - LVS Office	\$ 13,492.00	\$ 13,479.41	\$ 14,000.00	\$ 28,035.00	\$ 14,035.00

Account	Budget FY - 2018	Actual FY-2018 P	Budget FY - 2019	Budget FY - 2020	19/20 \$ DIFF
	\$ 228,669.00	\$ 228,734.41	\$ 243,258.00	\$ 273,190.00	\$ 29,932.00
SERVICES					
Driveway Plowing	\$ 123,428.00	\$ 123,427.29	\$ 126,513.00	\$ 126,513.00	\$-
Plowing Lake Road	\$ 3,500.00	\$ 3,500.00	\$ 3,500.00	\$ 3,500.00	\$-
	\$ 126,928.00	\$ 126,927.29	\$ 130,013.00	\$ 130,013.00	\$-
PROFESSIONAL FEES					
Audit	\$ 8,650.00	\$ 8,650.00	\$ 8,650.00	\$ 8,650.00	\$-
Legal	\$ 5,000.00	\$ 1,137.50	\$ 5,000.00	\$ 5,000.00	\$-
Mapping	\$ 750.00	\$-	\$-	\$-	\$-
	\$ 14,400.00	\$ 9,787.50	\$ 13,650.00	\$ 13,650.00	\$-
FIRE DEPARTMENT					
Fire Dept. Payroll	\$ 9,000.00	\$ 8,100.00	\$ 9,000.00	\$ 9,000.00	\$-
Fire Dept. FICA/MEDI	\$ 689.00	\$ 517.56	\$ 689.00	\$ 689.00	\$-
Work. Comp. Insurance	\$ 2,300.00	\$ 1,014.00	\$ 2,200.00	\$ 2,200.00	\$-
Dues/Education	\$ 750.00	\$ 806.88	\$ 750.00	\$ 750.00	\$-
Federal Mandates	\$ 600.00	\$-	\$ 600.00	\$ 600.00	\$-
Office/Ad's/Notices	\$ 500.00	\$ 805.37	\$ 500.00	\$ 500.00	\$-
IT and Software	\$ 1,400.00	\$ 1,655.00	\$ 1,440.00	\$ 1,440.00	\$-
Telephone	\$ 2,100.00	\$ 1,692.92	\$ 2,100.00	\$ 2,100.00	\$-
Fire House Maintenance	\$ 2,200.00	\$ 2,773.73	\$ 2,500.00	\$ 2,500.00	\$-
Fire House Garbage	\$ 100.00	\$-	\$ 100.00	\$ 100.00	\$-
Heating Fuel	\$ 2,625.00	\$ 3,722.75	\$ 3,000.00	\$ 4,000.00	\$ 1,000.00
Electricity	\$ 1,050.00	\$ 1,164.03	\$ 1,200.00	\$ 1,200.00	\$-
Property & Casualty Insur	\$ 6,300.00	\$ 6,523.00	\$ 5,900.00	\$ 6,195.00	\$ 295.00
Dispatch	\$ 13,672.00	\$ 13,614.43	\$ 13,672.00	\$ 8,843.00	\$ (4,829.00)
Equipment Fuel	\$ 800.00	\$ 636.69	\$ 800.00	\$ 800.00	\$-
Equipment Repairs	\$ 1,200.00	\$ 7,002.77	\$ 1,200.00	\$ 1,200.00	\$-
New Equipment	\$ 3,500.00	\$ 2,103.57	\$ 3,500.00	\$ 3,500.00	\$-
Radio Replacement/Repairs	\$ 1,000.00	\$ 93.50	\$ 1,000.00	\$ 1,000.00	\$-
Custodial Supplies	\$ 100.00	\$ 166.26	\$ 100.00	\$ 100.00	\$-
Truck Repair	\$ 4,500.00	\$ 1,071.12	\$ 4,500.00	\$ 4,500.00	\$-
Transfer-Vehicle Replace.	\$ 25,000.00	\$-	\$ 25,000.00	\$-	\$ (25,000.00)
	\$ 79,386.00	\$ 53,463.58	\$ 79,751.00	\$ 51,217.00	\$ (28,534.00)
CEMETERY					
Admin Payroll	\$ 300.00	\$ 300.00	\$ 300.00	\$ 300.00	\$-
Fica/Medi	\$ 23.00	\$ 22.95	\$ 23.00	\$ 23.00	\$-
Cemetery Maintenance	\$ 11,500.00	\$ 11,500.00	\$ 13,000.00	\$ 13,000.00	\$-
Cemetery Projects	\$ 5,000.00	\$ 5,000.00	\$ 5,600.00	\$ 7,000.00	\$ 1,400.00
Payment of Corner Stones	\$ 50.00	\$ 675.00	\$ 50.00	\$ 50.00	\$-
Flags/Misc	\$ 250.00	\$ 250.00	\$ 250.00	\$ 250.00	\$-
	\$ 17,123.00	\$ 17,747.95	\$ 19,223.00	\$ 20,623.00	\$ 1,400.00

Account	Budget FY - 2018	Actual FY-2018 P	Budget FY - 2019	Budget FY - 2020	19/20 \$ DIFF
CASPIAN MILFOIL					
Caspian Milfoil Pay	\$ 8,000.00	\$ 9,236.82	\$ 8,000.00	\$ 10,000.00	\$ 2,000.00
Caspian Milfoil FICA	\$ 995.00	\$ 706.59	\$ 995.00	\$ 765.00	\$ (230.00)
Caspian Milfoil Unemploym	\$ 500.00	\$ 423.07	\$ 600.00	\$ 458.00	\$ (142.00)
Casplan Milfoil WC Ins	\$ 400.00	\$ 293.34	\$ 425.00	\$ 318.00	\$ (107.00)
Caspian Milfoil Electric	\$ 50.00	\$ 25.38	\$ 50.00	\$ 50.00	\$-
Water Bill	\$ 400.00	\$-	\$ 400.00	\$ 400.00	\$-
Mileage	\$ 50.00	\$-	\$ 50.00	\$ 50.00	\$-
Caspian Milfoil Other	\$ 75.00	\$ 60.00	\$ 75.00	\$ 450.00	\$ 375.00
	\$ 10,470.00	\$ 10,745.20	\$ 10,595.00	\$ 12,491.00	\$ 1,896.00
ELIGO MILFOIL					
	\$-	\$-	\$-	\$-	\$-
SOLID WASTE					
Solid Waste Payroll	\$ 6,845.00	\$ 3,636.50	\$ 6,845.00	\$ 5,980.00	\$ (865.00)
Solid Waste FICA/MEDI	\$ 524.00	\$ 276.39	\$ 524.00	\$ 276.00	\$ (248.00)
Unemployment Solid Waste	\$ 200.00	\$ 112.88	\$ 250.00	\$ 113.00	\$ (137.00)
Workers Comp. Insurance	\$ 400.00	\$ 1,047.00	\$ 400.00	\$ 400.00	\$-
Recycling Supplies	\$ 200.00	\$ 826.55	\$ 560.00	\$ 560.00	\$-
Hauling Fee	\$ 1,560.00	\$ 1,540.00	\$ 1,560.00	\$ 1,708.00	\$ 148.00
Compost Fee	\$-	\$ 990.00	\$ 380.00	\$ 1,000.00	\$ 620.00
Recycle Center Improvemen	\$ 2,000.00	\$-	\$ 2,000.00	\$ 4,000.00	\$ 2,000.00
Recycling Trailer Garbage	\$ 500.00	\$ 7.20	\$ 500.00	\$-	\$ (500.00)
	\$ 12,229.00	\$ 8,436.52	\$ 13,019.00	\$ 14,037.00	\$ 1,018.00
TRANSFERS OUT					
Transfer-Capital Budget A	\$ 89,290.00	\$	\$ 89,290.00	\$ 122,000.00	\$ 32,710.00
Transfer -HERF Appropriat	\$ 130,000.00	\$ 130,000.00	\$ 160,000.00	\$ 130,000.00	\$ (30,000.00)
	\$ 219,290.00	\$ 130,000.00	\$ 249,290.00	\$ 252,000.00	\$ 2,710.00
APPROPRIATIONS					
NEK Council on Aging	\$ 1,000.00	\$ 1,000.00	\$ 1,000.00	\$ 1,000.00	\$-
AWARE	\$ 2,000.00	\$ 2,000.00	\$ 2,000.00	\$ 2,000.00	\$-
Caledonia Home Health	\$ 1,400.00	\$ 1,400.00	\$ 1,400.00	\$ 1,400.00	\$-
Clarina Howard Nichols Ct	\$ 200.00	\$ 200.00	\$ 200.00	\$ 1,500.00	\$ 1,300.00
Craftsbury Community Care	\$ 10,000.00	\$ 10,000.00	\$ 10,000.00	\$ 10,500.00	\$ 500.00
4 Seasons Early Learning	\$ 9,500.00	\$ 9,500.00	\$ 9,500.00	\$ 9,500.00	\$-
Green Up	\$ 50.00	\$ 50.00	\$ 50.00	\$ 50.00	\$-
Greensboro Nursing Home	\$ 20,013.00	\$ 20,013.00	\$ 20,182.46	\$ 22,500.00	\$ 2,317.54
Hardwick Area Comm. Coali	\$ 500.00	\$ 500.00	\$ 500.00	\$ 500.00	\$-
Hardwick Area Food Pantry	\$ 2,500.00	\$ 2,500.00	\$ 2,500.00	\$ 2,500.00	\$-
Hdwk/Greensb Comm Justice	\$ 1,500.00	\$ 1,500.00	\$ 1,500.00	\$ 1,500.00	\$-
Lamoille Family	\$ 500.00	\$ 500.00	\$ 500.00	\$ 500.00	\$-
NEK Human Services	\$ 800.00	\$ 800.00	\$ 800.00	\$ 800.00	\$-
NEK Learning Services	\$ 250.00	\$ 250.00	\$ 250.00	\$ 250.00	\$-

Account	Budget FY - 2018	Actual FY-2018 P	Budget FY - 2019	Budget FY - 2020	19/20 \$ DIFF
N. Country Animal League	\$ 600.00	\$ 600.00	\$ 600.00	\$ 600.00	\$-
NVDA	\$ 572.00	\$ 572.00	\$ 572.00	\$ 572.00	\$-
Orleans Co. Hist. Society	\$ 525.00	\$ 525.00	\$ 525.00	\$ 625.00	\$ 100.00
Orleans Co. Citizens Advo	\$ 800.00	\$ 800.00	\$ 800.00	\$ 800.00	\$-
Orleans Co. Crt Diversion	\$ 100.00	\$ 100.00	\$ 100.00	\$ 300.00	\$ 200.00
Red Cross	\$ 250.00	\$ 250.00	\$ 250.00	\$ 250.00	\$-
Rescue Squad	\$ 7,756.35	\$ 7,756.35	\$ 7,756.35	\$ 7,756.00	\$ (0.35)
Rural Community Transp.	\$ 900.00	\$ 900.00	\$ 900.00	\$ 900.00	\$-
VT Ctr Independent Living	\$ 210.00	\$ 210.00	\$ 210.00	\$ 210.00	\$-
WonderArts	\$-	\$-	\$ 3,500.00	\$ 3,500.00	\$-
	-----	-----	-----	-----	-----
	\$ 61,926.35	\$ 61,926.35	\$ 65,595.81	\$ 70,013.00	\$ 4,417.19
SPECIAL APPROPRIATIONS					
Conservation Commisssion	\$ 2,000.00	\$ 1,050.00	\$ 2,000.00	\$ 2,000.00	\$-
Greensboro Free Library	\$ 25,000.00	\$ 25,000.00	\$ 25,000.00	\$ 25,000.00	\$-
Greensboro Grange Bldg	\$ 1,500.00	\$-	\$ 1,500.00	\$-	\$ (1,500.00)
Greensboro Historical Soc	\$ 1,500.00	\$ 1,500.00	\$ 1,500.00	\$ 1,500.00	\$-
WonderArts	\$ 3,500.00	\$ 3,500.00	\$-	\$-	\$-
	-----	-----	-----	-----	-----
	\$ 33,500.00	\$ 31,050.00	\$ 30,000.00	\$ 28,500.00	\$ (1,500.00)
	-----	-----	-----	-----	-----
General Fund Budget	\$ 1,115,311.35	\$ 932,612.23	\$ 1,172,148.81	\$ 1,177,718.00	\$ 5,569.19
	-----	-----	-----	-----	-----
HIGHWAY MATERIALS					
Gravel Pit - Taxes	\$ 4,500.00	\$ 3,938.56	\$ 4,500.00	\$ 4,700.00	\$ 200.00
Chloride	\$ 28,000.00	\$ 24,467.40	\$ 32,000.00	\$ 33,000.00	\$ 1,000.00
Sand	\$ 25,000.00	\$ 23,474.00	\$ 25,000.00	\$ 30,500.00	\$ 5,500.00
Salt	\$ 50,000.00	\$ 50,381.71	\$ 60,000.00	\$ 65,000.00	\$ 5,000.00
Gravel	\$ 36,000.00	\$ 42,703.80	\$ 38,000.00	\$ 38,000.00	\$-
Culverts	\$ 3,500.00	\$ 1,903.10	\$ 3,500.00	\$ 3,500.00	\$-
Signs	\$ 1,500.00	\$ 1,421.65	\$ 1,500.00	\$ 2,000.00	\$ 500.00
Road Project Materials	\$ 3,900.00	\$ 1,964.43	\$ 3,900.00	\$ 3,000.00	\$ (900.00)
	-----	-----	-----	-----	-----
	\$ 152,400.00	\$ 150,254.65	\$ 168,400.00	\$ 179,700.00	\$ 11,300.00
HWY CONTRACTED SERVICES					
Act 250 - Gravel Pit	\$ 10,000.00	\$ 10,000.00	\$ 10,000.00	\$-	\$ (10,000.00)
Mowing/Brush	\$ 14,000.00	\$ 14,000.00	\$ 12,000.00	\$ 10,000.00	\$ (2,000.00)
Contracted Road Projects	\$ 4,000.00	\$ 4,000.00	\$ 4,000.00	\$ 4,000.00	\$-
Guard Rails	\$ 9,000.00	\$ 9,000.00	\$ 7,000.00	\$ 5,000.00	\$ (2,000.00)
Sidewalks	\$ 15,000.00	\$ 15,000.00	\$ 15,000.00	\$ 15,000.00	\$-
Permits	\$-	\$-	\$ 2,640.00	\$ 2,000.00	\$ (640.00)
	-----	-----	-----	-----	-----
	\$ 52,000.00	\$ 52,000.00	\$ 50,640.00	\$ 36,000.00	\$ (14,640.00)
EQUIP. OPERATION & MNTCE.					
Small Equipment	\$ 1,500.00	\$ 3,223.58	\$ 3,000.00	\$ 3,000.00	\$-
Equipment Repairs	\$ 50,000.00	\$ 48,373.12	\$ 25,000.00	\$ 25,000.00	\$-

Account	Budget FY - 2018	Actual FY-2018 P	Budget FY - 2019	Budget FY - 2020	19/20 \$ DIFF
Equipment Maintenance	\$-	\$ 9.00	\$ 20,000.00	\$ 20,000.00	\$-
Fuel/Diesel	\$ 45,000.65	\$ 32,581.81	\$ 45,000.00	\$ 40,000.00	\$ (5,000.00)
Fuel/Gas	\$ 3,000.00	\$ 3,530.33	\$ 3,000.00	\$ 3,000.00	\$-
Equipment Rental	\$ 1,500.00	\$-	\$ 1,500.00	\$ 1,500.00	\$-
	\$ 101,000.65	\$ 87,717.84	\$ 97,500.00	\$ 92,500.00	\$ (5,000.00)
PAYROLL & BENEFITS					
Payroll/Wages	\$ 158,956.00	\$ 161,245.58	\$ 173,057.00	\$ 180,446.00	\$ 7,389.00
FICA/MEDI	\$ 12,160.00	\$ 12,148.49	\$ 13,238.86	\$ 12,817.00	\$ (421.86)
Retirement	\$ 11,604.00	\$ 10,872.23	\$ 12,633.00	\$ 12,566.00	\$ (67.00)
Health Insurance	\$ 27,625.00	\$ 37,069.27	\$ 35,000.00	\$ 28,000.00	\$ (7,000.00)
HRA	\$ 7,800.00	\$ 6,163.90	\$ 10,600.00	\$ 10,600.00	\$-
Unemployment Highway	\$ 4,200.00	\$ 2,831.82	\$ 4,200.00	\$ 4,200.00	\$-
Workers' Comp. Insurance	\$ 17,800.00	\$ 17,829.00	\$ 17,800.00	\$ 17,900.00	\$ 100.00
Training	\$ 350.00	\$ 510.00	\$ 450.00	\$ 450.00	\$-
Uniforms	\$ 2,800.00	\$ 3,342.24	\$ 3,200.00	\$ 3,200.00	\$-
Employee Misc	\$ 300.00	\$ 300.00	\$ 400.00	\$ 600.00	\$ 200.00
	\$ 243,595.00	\$ 252,312.53	\$ 270,578.86	\$ 270,779.00	\$ 200.14
GARAGE					
Garage Maintenance	\$ 1,000.00	\$ 1,320.44	\$ 1,500.00	\$ 1,500.00	\$-
Shop Supplies	\$ 300.00	\$ 2,405.56	\$ 1,500.00	\$ 1,500.00	\$-
Telephone	\$ 500.00	\$ 889.16	\$ 1,300.00	\$ 1,300.00	\$-
Communications	\$ 300.00	\$-	\$-	\$-	\$-
Heating Fuel	\$ 3,000.00	\$ 2,508.27	\$ 3,000.00	\$ 3,000.00	\$-
Electricity	\$ 2,100.00	\$ 2,172.92	\$ 2,800.00	\$ 3,000.00	\$ 200.00
Water Bill	\$ 400.00	\$ 400.00	\$ 400.00	\$ 400.00	\$-
Property & Casualty Insur	\$ 11,000.00	\$ 9,997.00	\$ 11,000.00	\$ 11,000.00	\$-
Town Shed Garbage	\$ 600.00	\$ 515.00	\$ 600.00	\$ 700.00	\$ 100.00
Mileage	\$ 100.00	\$ 143.01	\$ 100.00	\$ 100.00	\$-
Notices/Advt.	\$ 500.00	\$ 956.96	\$ 500.00	\$ 500.00	\$-
Misc	\$ 500.00	\$-	\$ 600.00	\$ 600.00	\$-
	\$ 20,300.00	\$ 21,308.32	\$ 23,300.00	\$ 23,600.00	\$ 300.00
HIGHWAY PROJECTS					
Paving Projects	\$ 110,000.00	\$ 79,166.23	\$ 110,000.00	\$ 110,000.00	\$-
Grants Match	\$ 7,000.00	\$-	\$ 20,000.00	\$ 30,000.00	\$ 10,000.00
	\$ 117,000.00	\$ 79,166.23	\$ 130,000.00	\$ 140,000.00	\$ 10,000.00
TRANSFERS OUT					
Transfer to Reserve Acct.	\$-	\$ 19,168.00	\$-	\$-	\$-
	\$-	\$ 19,168.00	\$-	\$-	\$-
HIGHWAY BUDGET	\$ 686,295.65	\$ 661,927.57	\$ 740,418.86	\$ 742,579.00	\$ 2,160.14
TOTAL BUDGET	\$ 1,801,607.00	\$ 1,594,539.80	\$ 1,912,567.67	\$ 1,920,297.00	\$ 7,729.33

STATEMENT OF TAXES FY 17

Non-Residential Ed	1.5246	\$1,912,264.00	\$2,915,437.69
Homestead Ed	1.6216	\$561,602.00	\$910,693.80
Local Agreement (veterans)	\$0.0003	\$2,473,885.00	\$742.17
Highway	\$0.2297	\$2,473,885.00	\$568,251.38
General Fund	\$0.3775	\$2,473,885.00	\$933,891.59
Late Homestead Penalty			\$1,385.50
Total Tax			\$5,330,402.14

Greensboro Delinquent Tax Statement as of 6/30/2018

Janet Long

Greensboro Delinquent Tax Statement as of 6/30/18

To be Collected	\$207,753.08
Corrections by Treasurer	-\$3,400.84
Abatements of Amounts Under \$1	<u>-\$1.22</u>
Balance to be Collected	\$204,351.02
Collected	<u>\$204,351.02</u>
Balance to Collect	\$0.00

*Excerpt from Greensboro Newsletter No. 1
Published by Peter D. Watson Agency w/EV Lyles as Special Correspondent
March of 1976*

“When Samuel Champlain, while exploring the lake bearing his name discovered the mouth of the Lamoille River, whose headwaters are in Greensboro, he saw so many gulls that he named the river “River of the Gulls (la mouette in French). An early mapmaker forgot to cross the “tees” and perhaps didn’t spell too well, and so LaMouette became Lamoille.

Vermont Department of Finance and Management

Andy Pallito, Commissioner of Finance & Management

State Monies Paid to Town and Town School District		
Paid To	Paid By	FY 2018
Greensboro School District	VT Department of Education	\$0.00
Greensboro Treasurer	VT Dept of Taxes (Property Tax Adjustments)	\$71,539.62
	Agency of Natural Resources PILOT	\$1,660.77
	Judiciary	\$2,288.38
	Environmental Conservation	\$6,933.00
	Agency of Transportation	\$34,380.80
Total		\$116,802.57

Greensboro Capital Assets

Description	Location	Date Acquired
3.5+/- AC	175 Lake Shore Rd	March 12, 2002
.3 Ac and former "Grange Bldg"	9 Craftsbury Rd	June 28, 2012
.49 AC & Library Bldg	53 Wilson Street	May 29, 1992
3.7+/- AC (520') Willey Beach Park	87 Wilson Street	April 1, 1974
.25 AC & Historical Society Bldg	29 Breezy Ave	December 27, 1900
1.8 AC & Town Hall Bldg	81 Lauredon Ave	May 4, 1850
3.5+/- Ac & New Fire Station	765 Breezy Ave	2013
1.43 AC & Town Garage	188 Cemetery Ridge	July 25, 1957
75.89 AC's & Gravel Pit	Glover VT	October 4, 1993
2.33 Ac (Stump Dump)	758 Cemetery Ridge	May 2, 1953
2013 John Deere Grader		2013

2015 Case Loader		2015
2011 International Truck & Plow		2011
2015 WS Truck & Plow		2015
2016 WS Truck & Plow		2016
2002 International Pumper		2002
2006 Freightliner Pumper	purchased used	2015
1982 International Tanker	purchased used	1998
2016 Ford F350		2016
2016 Caterpillar 3.07		2016

Capital Budget Annual Deposit

Capital Budget Annual Deposit	Fiscal Yr 2017/18	FY 2018/19	FY 2019/20	FY 2020/21
Property Repairs	\$ 20,000.00	\$ 20,000.00		
FD Loan	\$ 58,290.00	\$ 69,290.00		
FD Truck Replacmt	\$ -	\$ 25,000.00		
Technology	\$ 1,000.00	\$ -		
Re-appraisal				
Total Annual Transf	\$ 79,290.00	\$ 114,290.00	\$ 122,023.00	\$ 122,023.00

Greensboro Highway Equipment Reserve Fund (HERF)

	Excavator	Loader	2011 International (#17)	Grader	2015 (Blue) Western Star (#18)	Pickup	2016 (Green) WS (#19)
Expected Life	12 Years	10 Years	8 Years	12 Years	8 Years	9 Years	8 Years
Cost New	\$125,000	\$143,560	\$165,000	\$243,000	\$175,000	\$35,000	\$186,119
Est. Trade-in	\$25,000	\$38,000	\$40,000	\$75,000	\$32,000	\$4,000	\$32,000
Est. Replacement \$	\$144,000	\$193,000	\$209,000	\$354,000	\$181,000	\$46,000	\$194,800

Fiscal Year	2013	2014	2015	2016	2017	2018	2019
Annual Dep	\$110,000	\$136,000	\$130,000	\$130,000	\$130,000	\$130,000	\$130,000
Replacement Schedule							
Fiscal Year	2017	2017	2017	2018	2019	2020	2021
Equipment	Excavator	Pickup/w Plow	Plow for 2016 WS	N/A	N/A	Internt'l	N/A
Est. Replacement \$	\$99,900	\$39,345	\$70,895*			\$209,000	
Fiscal Year	2013	2015	2016	2016	2017	2017	
Equip Replaced	Grader	2004 Mack	2005 Mack	2003 Loader	1998 Excavator	2004 Pickup	
Actual Equip \$	\$ 243,000	\$ 175,476	\$ 115,362	\$ 143,560	\$ 99,900	\$ 39,345	
Trade/Sale Adj.	\$ 32,500	\$ 45,000	\$ 56,000	\$ 38,000	\$ 18,000	\$ 0	
\$ Paid for Equip	\$ 210,500	\$ 130,476	\$ 59,362**	\$ 105,560	\$ 81,900	\$ 39,345	
Fiscal Year	2013	2014	2015	2016	2017	2018(YTD)	
Previous Balance	\$ 106,114.56	\$ 22,954.64	\$ 180,241.22	\$ 180,208.92	\$145,784.68	\$154,948.84	
Annual Dep.	\$ 110,000	\$136,000	\$130,000	\$ 130,000	\$ 130,000	\$ 130,000	
Adjustment for Dep or Exp	\$ 16,950	\$20,968.87			(\$ 70,895)*		
Interest	\$ 390.08	\$ 317.71	\$ 443.70	\$ 497.76	409.16	252.24	
Equip Purchased	(\$ 243,000)	0	(\$ 175,476)	(\$ 164,922)	(\$ 121,245)	0	
Current Balance	\$ 22,954.64	\$ 180,241.22	\$ 180,208.92	\$145,784.68*	\$154,948.84	\$285,201.08	

*Did not move funds for plow in FY16 – fund balance corrected in FY17

**\$70,895 for plow for 2016 WS, bank account still includes this figure

SELECTBOARD REPORT

Peter Romans, Chair; Michael Lapierre, Vice Chair; Andy Kehler; Matt McAllister; Susan Wood

While reviewing the Select Board's year, certain issues appeared with regularity. Speeding, often in our villages, is a common complaint. Parking, sidewalks, nuisance animals (mostly dogs), and town properties are also frequently mentioned. Besides daily operations, the Board worked to better anticipate future requirements for our infrastructure and equipment, streamline budgeting, and rewrite the animal ordinance. Sighting a town garage and the recycling facility, are among the goals for 2019.

This summer, the Vermont Council on Rural Development (VCRD) will lead a comprehensive program in Greensboro to engage and bring together residents, set common goals and directions, and access resources that will help take action on those goals. Their program has assisted dozens of Vermont towns and is very highly regarded. The Community Visit program, provided at no cost to communities, gets citizens engaged in working *for* their communities and connects them to the resources they need to be successful. You may find more information here: <https://www.vtrural.org/programs/Community-Visits> .

Our new Bend Revitalization Initiative (BRI) committee's name is self-explanatory. The prospect of repairing or rebuilding abandoned and collapsing buildings in the Bend was the initial motivation for this project. In their current condition, these structures de-value neighboring properties and degrade the community. Promoting locally owned housing and new commercial activity, including the Rail Trail, are also on the committee's agenda. At least twenty five residents have invested time into starting this long term project. The BRI will likely play a role in the VCRD visit mentioned above.

The possibility of restoring the third floor of Town Hall prompted a professional assessment of the building. We now have conceptual plans for making the third floor accessible for potential office or community use. A partnership with a small business or non-profit could build the required access, and rehab/weatherize the third floor. The resulting building would have much higher value, utility and energy efficiency. Preliminary conversations towards that end are underway with Wonder Arts. A combination of municipal and non-profit grant funding will be sought if we move forward.

Susan Wood is finishing her last year on the Select Board. Her absence will be notable but it results in an opportunity for another resident to contribute to our community. There is no shortage of work for a willing participant. Please consider running for the position. A citizen government is reliant on its constituents for success and everyone's contribution is encouraged.

Respectfully,
Peter Romans, Chair

Greensboro Town Clerk Report

Email address: townclerk@greensborovt.org

This year has been a very productive year for the Greensboro Town Office. With all of the Town Office personnel and the Road Crew, we make a great team working for the taxpayers of the Town of Greensboro.

Jeanne, Barbara and I took a trip to the Vermont State Archives and Records Administration in Middlesex. The Vermont State Archives and Records Administration (VSARA) is a division of the Office of the Secretary of State and they advise and guide us on our records management. We toured the Archives which houses historical documents that have established and guided the State of Vermont. This warehouse is impressive as the documents are labeled so that at any given time, the Archivists can retrieve a certain document. The personnel at VSARA are so very helpful in advising us on retention, preservation and disposition of documents. With their help, we will continue to organize and preserve our history.

There will be changes beginning July 1, 2019 with the Vital Records in our vault. The State of Vermont is now going to be the repository for Births and Deaths records. With that change, all requests for certified copies of these vital records will have to go through the State Vital Records Department. Identity theft, as we know, is on the rise. So with this new process, it will hopefully deter that. We will be able to facilitate this, but it will not be as easy as requesting a certified copy of a birth certificate hours before your child goes for their drivers' license test. We will know more after the process is finalized. Stay tuned!

Here in the Town Clerk's Office, we keep busy with all different "seasons" of the Town business assisting the day to day visitors of lawyers, surveyors, taxpayers, and real estate agents. January starts with creating the final "draft" of the Town Report, February is the "final" Town Report and mailing, and sending out dog license renewals, March is Town Meeting, April is dog license registrations, May and June are preliminary grant reviews, July is calculating tax rate and mailing tax bills, September and October bring in early tax payments, November brings tax due date along with preliminary budget meeting (with a occasional election), and December brings us finalizing budget numbers and preliminary Town Report preparations. We submit the ongoing vital records reports to the State that have quarterlies and deadlines. With the help of Jeanne and Barbara, we had a very active elections year with high voter turn out, and truly appreciate the dedicated help from both of my partners in the Town Office.

Jeanne is our 911 coordinator so she assigns all new 911 numbers in Town. She notifies the Post Office, telephone, and emergency services. We do not notify Google, and Google does not inquire from us.

We truly enjoy our job and it is a pleasure to be in this office to serve all that walk through our doors. Thank you all for your support.

Kim Greaves, Town Clerk

Greensboro Town Treasurer Report

In February of 2018 my job shifted from being an Assistant Town Clerk to assuming the duties of Treasurer. This action was formalized in a Special Town Meeting election in May

The past year has been a time of learning new processes: gaining an understanding of the operations of our Town office and the constraints of municipal fund accounting.

One of my main objectives is to document daily business procedures to preserve the continuity of the day to day operation of the office. There was no detailed job description or narrative to give me an idea of why we do things the way we do. So I am documenting as I learn the job, both for my own benefit and for the next person who sits in my chair.

Learning curves can be stressful but the process of learning is also challenging and for me, fun. Thank you for your support and patience. I strive to do my best to serve you.

Barbara Brooke, Town Treasurer

GREENSBORO ROAD REPORT



In 2018, the road crew was involved in some larger projects, such as cutting trees and hauling many yards of gravel to widen roads in dangerous corners and narrow spots of Taylor Road. This also included new ditches and hauling of stone. Many yards of gravel were hauled for the Pike Paving project on Main Street in Greensboro Bend.

Several culverts were replaced that were in critical condition, which improved roads with new ditching and adding of stone.

The Town received 2 grants that helped us with improving roadways, including 2 major culverts on Craftsbury Road and Lake Road. We received another grant that enabled us to pave all of Greensboro Bend.

The road crew was also able to keep up with their regular responsibilities like grading roads, spreading chloride, crushing ten thousand yards of gravel, and hauling five thousand yards of sand all within five short summer months.

In 2019 we look forward to improving as many roads as possible. I would like to thank the taxpayers of Greensboro, Town Selectboard and other municipal employees for their support with the budget and the Town Highway Department.

Tom Camarra, Foreman, Dan Tanner and Ed Keene

TOWN OF GREENSBORO HIGHWAY DEPARTMENT WINTER OPERATIONS PLAN

- Plow routes are set up to open the major traffic routes and bus routes first. After all bus routes are done, we will then plow the roads which may cause the most trouble for the public based on traffic volume, steepness, curves, etc. and continue until all roads are open.
- Given the circumstances involved with changing weather conditions, the Town of Greensboro does not have a bare road policy. Travelers who use town roads should exercise due care and reasonable caution during winter conditions.
- The Town recommends snow tires and driving relative to the road conditions.

- During winter weather events, the Town will enforce a ban on all parking along roadsides and places where plow trucks or school buses turn around. Vehicles may be towed at the owner's expense.
- The Town of Greensboro has only three employees to do winter maintenance on over 56 miles of town highways. Each employee has a specific route, which takes between 2 to 4 hours to complete. We vary from these routes only for emergency situations (fire, ambulance, etc.).
- The Town does not plow or sand class 4 roads or private roads.
- The Town road crew usually begin operations between 2:30 am and 3:00 am to have major highways and bus routes clear by 7:00 am
- After 16 hours on the job, the Road Crew is required to stop operations and get a minimum of six (6) hours of rest.
- 19 V.S.A. §1111(b) prohibits encroachments on the town's right of way without approval. Common items residents place in the town's right-of-way include trees and bushes, fences, flowerbeds, posts and stone walls. Objects in the town's right-of-way (25' from the center line) are placed at the owner's risk and the Town assumes no responsibility for any damage to objects placed in violation of the statute. Items that are deemed to be a hazard will be removed at the owner's expense.
- The Town is not responsible for mailboxes or any damage within the road right of way. The Town will not pay for replacement or repair of windshields or damage caused by potholes in road right of ways.
- Salt will be applied to most paved roads, with sand added as necessary. Salt is not effective when road temperatures are below 20 degrees.
- Sand will be applied to the gravel roads. Some particles in the sand mixture may be as large as ½" in size and may cause windshield damage. It is recommended that all travelers use caution and avoid following any winter maintenance vehicles too closely. The Town will not pay for replacement or repair of windshields.
- Under 19 V.S.A. §1111(b) and 23 V.S.A. §1126(a) plowing or shoveling of snow across or onto a town or state highway is prohibited. Violation of this statute may be subject to a fine or penalty. A violator may also be liable for damage to property, vehicles and any undue cost to the town for removal of this snow.
- Overnight parking is prohibited in town parking lots, in front of Willey's store and roads' right of way (25' from the center line) from November 16th to April 15th. Vehicles may be towed at the owner's expense.

Phone Numbers:

Greensboro Town Clerk's Office

533-2911

Greensboro Town Garage

533-7149

WINTER PARKING AND OBSTRUCTION POLICY
(Effective annually from November 1 - April 1)

Parking vehicles is prohibited on Town Highway rights of way and turnarounds. Vehicles may be towed at the owner's expense.

Overnight parking is prohibited in public parking lots or in front of Willey's store. Vehicles may be towed at the owner's expense.

Plowing snow across a Town Highway or depositing snow on a Town Highway is a violation of state law and is strictly prohibited.

Trees and brush in the Town Highway right of way that are deemed to pose a hazard by the Select Board or the Town Road Foreman may be removed.

GREENSBORO HEALTH OFFICER REPORT

Mike Lapierre – Health Officer, 802-73-7916

Christine Armstrong – Deputy Health Officer, 802-363-8500

The Town Health Officer is responsible for investigating and mitigating any potential or existing public health hazard.

In 2018, we followed up on mainly dog bites

Mike Lapierre
Health Officer

Greensboro Conservation Commission

Clive Gray, Clerk

The Greensboro Conservation Commission (GCC) is a statutory body whose members are appointed by the Selectboard to provide leadership on issues relating to protection of our community's natural resources. The current members are Erika Karp (chair), Linda Shatney, David Kelley and Clive Gray (clerk). State law authorizes a membership of nine—we would welcome more members!

Town Meeting 2018 appropriated \$2,000 for the Greensboro Conservation Fund (GCF), bringing the total since 2004 to \$28,500. Of this amount, by December 31, 2018, the Selectboard, acting on the GCC's recommendation, had voted \$26,000 for nine projects, including local contributions to five conservation easements of the Vermont Land Trust, financed mainly by the Freeman Foundation. The VLT easements comprised Greensboro segments of the Lowell Urie farm and the Black Hills, the former Jaffin and Fontaine farms in North Greensboro, and Lacey Smith and Stephanie Herrick land, destined for Jasper Hill Cheese.

Project No. 6 was a contribution to a natural history book on Greensboro and nearby towns, prepared on contract to the Northern Rivers Land Trust and published in October 2017. Projects 7 and 8 were contributions to the expense of improving and repairing the road to the Barr Hill Natural Area.

The ninth project, carried out in 2018, was a "PLACE" (Place-based Landscape Analysis & Community Engagement) study of Greensboro Bend, conducted by Lauren Sopher, an M.A. candidate at the University of Vermont. This project was co-financed by the Greensboro United Church Pleasants Fund and the Association of Vermont Conservation Commissions.

We ask Town Meeting 2019 to continue the annual appropriation of \$2,000 to the GCF.



Greensboro Town Energy Committee (GTEC)

My name is Anna Kehler and I am the new town energy coordinator. I sponsored a climate solutions resolution at the 2017 town meeting and was appointed town energy coordinator in April without attending a select board meeting. I had no luck finding anyone in town who wanted to form a committee with monthly meeting times so I am practicing "catch and release" with volunteers for specific projects.

If you are interested in volunteering for a few weeks or one event as baker, grant writer, flyer maker or general support, please contact me at annakehler@gmail.com or 1-802-424-6649. I am also attending most Craftsbury Energy Committee meetings to learn from their experience, and collaborate when possible.

This fall I committed the town of Greensboro to Efficiency Vermont's Button Up! Program and recruited three volunteers: Marty McDonald, who provided tent, food and firepit; Isa Oehry, who created a Greensboro Energy Action sign and gave presentations about low cost insulating curtains; Mark Snyder, our local Efficiency Vermont representative who offered expert advice and free home walk throughs.

We held two similar tabling events to help people save money by doing projects to weatherize their homes. On October 6, we went to town recycling. Amelia Fritz from the Craftsbury Energy committee came to help and Sun Common solar came as well. We handed out free weatherstripping and checklists of Buttonm Up! projects; answered specific questions about air sealing and weather stripping; handed out flyers with current rebate offers and talked about insulating curtains. We talked to over 30 people and 10 committed to completing projects this fall. On October 13 we set up outside of Willey's on the green and we talked to 11 people and 9 signed up to complete projects.

On November 15 the Craftsbury, Glover and Greensboro energy committees sponsored a DIY(do-it-yourself) weatherization workshop at the Craftsbury public library. Over 30 people attended to hear Mark Snyder speak about projects that will make your home more affordable and comfortable. One life saving tip is to make sure that your spray foam is painted- it is an extreme fire hazard otherwise. Then participants were able to move between stations that offered information on window treatments with Isa Oehry, Kevin Gregoir and Jim Flint of Craftsbury and Jack Sumberg and other Glover energy committee members.

This January I will continue looking into the Electric Vehicle Charging station grant offered by the state of Vermont with money from the Volkswagon settlement. Also, in collaboration with Craftsbury, I will help organize two Efficiency Vermont workshops on January 23rd and Februray 20th at the Craftsbury public library and on March 20th Mark Snyder and I will offer an home tours that showcase weatherizing tips in two homes in Greensboro. On Wednesday April 17, Craftbury will hold an energy fair. I want to thank Mark Snyder, Isa Oehry, Marty McDonald for their expertise and help; all members of the Craftbury Energy Committee who welcomed me and helped me get started; and the members of the Glover Energy Committee for their collaboration. I especially want to thank Amelia Fritz who gave up her Saturday morning to come help out at our first Button up! event. If you have any ideas for future projects or how you can help please contact me: annakehler@gmail.com 1-802-424-6649



Artwork by Narcissa Gomes
Copied from the 1991 Greensboro Town Report Cover

Greensboro Zoning

Audrey DeProspero, Zoning Administrator

This past year, 2018, had an estimated 41 zoning applications, of which 6 were single family homes, 4 subdivisions and 8 shed/garages. Each is an increase from the previous year.

If you are interested in what is happening in the Town of Greensboro, or if you have been away awhile and want to catch up on what has happened, please visit www.greensborovt.org, as there is an abundance of information and interesting facts about your neighbors which can be found there too. While you are there, check out the Zoning page as it has all the Zoning forms necessary for your building project. There are also links for the Development Review Board, Planning Commission and Selectboard information as well.

Did you know, just because you own a piece of property, it doesn't mean you can do whatever you want with it? The Town of Greensboro has Zoning Bylaws and is a Self Delegated town. You ask, "what does that mean?" Well, the Town of Greensboro received permission from the Vermont Agency of Natural Resources to regulate properties on Caspian Lake, Long Pond and the western side of Eligo Lake. So, if you hear some banging or clanging, sawing or cutting, or are just curious folk, stop on by the Zoning office, email or call. There is always assistance to be given.

If the building bug has bitten you, there are a number of ways for aide, go to the Greensboro's Town website at www.greensborovt.org/zoning, email me directly at zoning@greensborovt.org, stop by the office on Wednesday between 9 am and 4 pm, or give me a call at 533-2640. As your Zoning Administrator, I am here to guide you with regards to municipal and state permits. I look forward to building our future together.

Greensboro Planning Commission

2018 has been a year of significant change for the Greensboro Planning Commission. For the first time in a couple years, we have the full staff of seven members. Christine Armstrong and David Miltenberger joined the Commission about two years ago. Ellen Celnik joined in mid-2017, and I joined early in 2017. Kent Hansen, Carol Fairbank and Jerilyn Virden joined in 2018. Audrey DeProspero, Greensboro's Zoning Administrator, provides administrative support for the Planning Commission.

Most of 2018 was devoted to working on a new Town Plan, scheduled to be published in early 2019. Two public meetings were held during the summer of 2018 to gather comments on a draft Plan. The hearings were well-attended, and many comments were received. A draft also was submitted to the Greensboro Selectboard and the Northern Vermont Development Association, and we received their comments as well.

This Town Plan follows basically the same outline as previous Plans with one significant exception. Rather than stating only goals and policies for each of the twelve disciplines (e.g. housing, natural

resources, etc.), we added “Actions”, which are more specific than policies. The intention here is to promote implementation. The actions we judged were of higher priority are presented in italics.

Since the last Plan was prepared, new energy regulations were released by the state. The regulations require Greensboro to establish renewable energy goals and work towards meeting those goals. Finally, the new Plan includes more figures and maps, mostly thanks to the availability of digital data from the state and the Northeast Vermont Development Association.

I would like to thank the Planning Commission members for their hard work during the past year to bring the new Town Plan to fruition. Thanks also to the Selectboard for their support.

Respectfully submitted,
Dan Predpall
Chair, Greensboro Planning Commission (dpredpall@greensborovt.org)

Greensboro Giving Closet Report

The Giving Closet is maintained by eight regular volunteers, two summer volunteers and two occasional drop-in volunteers.

Many useful and needed items are brought to the “closet”, but we also still receive an incredible amount of rubbish. We accept clean, gently used clothes & shoes (for infants, children, men, and women), working household items, videos, dvds, cds, books and gently used toys. All items should be clean and in good working condition.

This past year, we were given a security camera that monitors our building. This was in response to problems with having people drop off items when the Town Clerk’s Office was closed. This camera records and stores activity. Since installing this system, we have not had any drop offs during the hours we are closed. We thank Todd Bellavance and Round Hill Security their donation. It is a deterrent for unwanted items, as well as a security system for us. Thank you so very much!

If you use the Giving Closet and you wish to see this service continue, please consider donating some time to sort and put away items. To be a volunteer, please email Miriam Rogers at mr Rogers70@gmail.com. You can also drop in and help our regular volunteers for one hour or more, but your presence will not be reflected on the calendar.

At present, the Giving Closet has volunteers on Monday 9-4:00p.m., Tuesday 9-2:00 p.m., Wednesday 9:00-4:00 p.m., and Thursday 10:00-3:30p.m.

Please, DO NOT leave donations outside the Town Hall building, when the Giving Closet is closed, during the weekend and holidays. You may contact the Town Hall Clerk Office or Miriam Rogers for a special drop off arrangements.

GREENSBORO CEMETERY COMMITTEE

This year at the Mitchell-McClaren Cemetery, we had all the headstones that needed it reset, straightened and repaired. We are also going to allocate funds to start resetting, straightening and repairing headstones in the Lincoln-Noyes Cemetery and the Village Cemetery.

We had the Village Cemetery surveyed. We found and reestablished all boundary stakes. We are planning to start clearing the boundary lines at the Village Cemetery.

Thanks to the Greensboro Association, private individuals and the Town for continued support of our efforts. The long term plan is to continue to upgrade all the cemeteries and to keep and maintain all that we have recovered.

Respectfully submitted,
Wayne G. Young, Chair

Patsy Mercier

MacNeil

GREENSBORO FIRE DEPARTMENT

The Greensboro Fire Department responded to 25 calls from 7/01/2017 to 6/30/2018.

These calls are broken out as follows:

Structure Fires :	7	Car Accidents :	7
Car Fires :	1	Dispatched but Cancelled :	2
Power line Down :	1	Smoke/Heat/CO Detector	1
Detector Malfunctions :	2	Brush Fire	1
Hardwick Rescue Lift Assist :	2		
Accidental alarm activation:	1		

Of these 25 calls, we helped Mutual Aid departments 7 times and received help 3 times.

Of these 25 calls 4 of these calls was made to the Town of Stannard.

The breakout is as follows Structure Fire: 1

Grass Fire: 1

Car Accident: 2

This year we were below average for the number of call. We did have a spike in Structure fires and car accidents.

Training continued in 2017-2018 with members training (2) Thursdays per month and some weekends. We have also continued to work with Hardwick Fire Department on vehicle extrication to help us keep current with the new vehicle technology. We again worked with our mutual aid partners to continue the Basic Firefighter 45hr training course to provide training for new members and also

provide area wide training as well. The fire department was also fortunate to be able to train in (2) structures that were scheduled to be torn down. This provided great hands on experience for all members.

The Greensboro Fire Department would like to say thank you to the citizens of Greensboro and Stannard for their participation in our 911 address sign program. We have had a great turn out and it is great to see all the signs in the community. We would like to remind people that you can still get your 911 address sign if you need one. We will always have signs on hand and continue to fill requests as needed. Forms can be obtained at the Town Clerks office and on the Town website. The completed forms can be returned to the Town Clerk's or mailed to the Fire Department.

Respectfully submitted,

David Brochu Jr, Chief



HARDWICK POLICE DEPARTMENT

56 High Street. P.O. Box 447. Hardwick, Vermont. 05843

Phone (802)472-5475 Fax (802)472-6865

Aaron Cochran, Chief of Police

In the year ending June 30, 2018, Hardwick Police responded to 2562 calls for service. There were 119 criminal arrests by Hardwick Police Officers. The categories with the highest amount of offences were, driving with a criminally suspended license (21), Burglary (3), Violation of Conditions of Release (6), and Driving Under the Influence (9). Domestic Assault (9).

684 traffic stops were conducted by Hardwick Police Officers during this time period. We have continued participation in the Vermont Governors Highway Safety program through 2018.

The "Drug Drop Box" program has been utilized for the past two years by many residents of Hardwick and Greensboro and has been found to be a very effective program in getting unused prescription drugs out of the community.

Detective Kevin Lehoe has been promoted to a full time investigator position and continues work with the Caledonia Special Investigations Unit, this unit investigates the crimes of sexual assaults on minors. Detective Lehoe's assigned areas are the towns of Hardwick and Greensboro.

The department has also seen the retirement of Sgt. Mike Glodgett and we thank him for his many years of service to our communities, he will be missed. Sgt. Darin Barber was hired to fill the open position created by this retirement. Sgt. Barber has more than twenty years of law enforcement experience.

The Hardwick Police Department was awarded a Federal COPS hiring grant and is actively recruiting to fill this position.

The Officers of the Hardwick Police Department would like to thank the Hardwick and Greensboro communities for their strong support and in assisting the Hardwick Police in becoming a strong member of the community partnership.

Wishing everyone a healthy and safe year

Sincerely,

Aaron Cochran, Police Chief

Sergeant Darin Barber, Detective Kevin Lehoe, Corporal Chris Tetreault, Officer Steven Mitchell, Officer Dan Locke, Officer Joshua Molleur, Officer RJ Caldwell, Officer Max Ruse, Officer Scott Gagnon, Executive Assistant Lisa Fecteau

Greensboro Emergency Planning Committee

Anne Stevens, Chair

Thanks to the efforts of the Fire Department, there has been a good increase in the number of 911 signs, however, we are not finished yet. Those who haven't done so, are asked to mark their houses and driveways with their 911 numbers. The rescue squad asks that people remember to illuminate their homes if they call for assistance at night, have the door unlocked if possible, and keep aggressive pets secured. They also recommend that the elderly and those with potential emergencies sign up for Lifeline (and use it), along with having a neighbor who can respond.

We remind people that the Library and Town Hall is a place to go as an emergency shelter in times of power outages, cold weather, lack of heat, etc.

Town members are encouraged to put the following telephone numbers close to a corded phone:

- Greensboro Town Hall..... 533-2911
- Greensboro Town Garage..... 533-7149
- Hardwick Police Station 472-5475
- Any emergency/ Fire.....911
- Red Cross Information/Help211
- Road conditions 1-800-ICYROADS
- Hardwick Area Food Pantry 472-5940

Hardwick Area Health Center..... 472-3300
Ambulance 472-6343
Copley Hospital 888-8888

HARDWICK EMERGENCY RESCUE SQUAD INC.
P O Box 837,
Hardwick, VT 05843
802-472-6343

December 28, 2018

Town Manager/Select Board:

As 2018 draws to a close, our call volume is 379 calls to date. This year was above last year's call volume of 512 calls for 2017.

Enclosed you will find our 2019 budget with the town appropriations requested. The individual appropriations are, as usual, based on the number of calls in each town, averaged over the last five years. Currently we are in the middle of a new Emergency Medical Technician (EMT) class and wishing them all luck as most of them already belong to our service or local services. We are continuing recruitment of new volunteer members. Volunteer Service is getting hard to keep as people are taking second jobs for income. This next year Hardwick Rescue will be looking at ways to keep our squad moving forward and keeping our membership alive.

For the year 2018 there was a large amount of our membership recertifying their AEMT or EMT licenses and we have another group to recertify in 2019.

We remind everyone to keep an updated list of medications and any pertinent medical documents to be readily available in case of an ambulance call. This will help expedite the process at the scene and at the hospital. We are still having difficulty finding locations, as 911 numbers are not visible from the road. We **strongly** encourage all community members to check that their 911 numbers are posted and visible from the road no matter what the season or time of day.

Hardwick Rescue Squad is highly committed to serving our communities. We are always training to better ourselves in our service and want to thank our families and people in the community that provide us helping hands.

If anyone has any questions, please feel free to leave a message for us at our non-emergency number, 472-6343. The call will be referred for response.

We feel very fortunate to enjoy the outstanding support of our towns, town crews, fire departments, law enforcement, electric department, businesses and individuals.

Sincerely,
Deb LaRose
Deb LaRose

GREENSBORO HISTORICAL SOCIETY – 2018

“It was the best of times, it was the worst of times...” to paraphrase Charles Dickens. Among the best times in 2018 were two delightful meetings – one with tales from former members of Greensboro’s Select Board, and another, an engaging talk about the indigenous peoples who lived in this area by Bobby Farlice-Rubio, Fairbanks Museum educator. Many people also enjoyed our enticing summer exhibit: “Decades in Time” showing photos of Greensboro folks from the *Hardwick Gazette* (1978-1998).

The worst happened on a cold wintry day in April when the boiler of our oil furnace blew up and sent water spilling into the Archive space. Thanks to quick action by our volunteers, Rod Kerr came quickly and stopped the water flow, and the Paul Davis crew from Hardwick mopped up the water and dried the carpet and wall. The archives on the shelves were undamaged! The end result is a new propane furnace in a newly constructed room on the ground floor, and a Rinnai heater in the Archive Room.

Our amazing website, www.greensborohistoricalsociety.org, won an achievement award at the annual meeting of the League of Local Historical Societies and Museums in October in Woodstock, thanks to the team of Kyle Gray, Tom Anastasio, and Gina Jenkins. Among Kyle’s additions to the site this year are audio interviews with John Allen, Lora and Bernie Atherton, Warner Davis, Hazel Gile, and Louis and Esther Kesselman. The Greensboro Town Meeting for 2018 is now in the video archives, as is a video discussion with Jane Sprenger and video links for Bobby Farlice-Rubio’s “First Vermonters” presentation and for Lauren Sopher’s “PLACE” presentation re. Greensboro Bend. Kyle has also added a master index of 40 volumes of the *Hazen Road Dispatch*, and more clippings to the biographical database.

Summer activities began in June when Pat Haslam and Jill Baker, co-authors of *The Greensboro Blockhouse Project: An Historical and Archaeological Investigation in Greensboro Vermont*, presented their findings at the Highland Arts Center. Many people enjoyed the opening of the summer exhibit in July, stopped by the Ice Cream Social on the lawn in August, and, in September, picked up winter reading at the Annual Booksale at the Lyles Garage. Several GHS members attended the fall meeting with neighboring historical societies at the Old Stone House Museum in Brownington.

The society again published two informative newsletters (the spring letter featured Greensboro’s amazing Centenarian, Jane Sprenger), and the 42nd edition of its annual journal, *The Hazen Road Dispatch*.

The Society welcomes new members at its monthly meetings throughout the winter and at its annual meeting the first Monday in August. (Information on the website)

Trustees: Janet Long, Martha Niemi, Erika Karp, BJ Gray, Lise Armstrong, Barbara Brooke
Officers: Co-presidents, Willie Smith and Nancy Hill; Treasurer, Lise Armstrong; Secretary, Barbara Brooke

Greensboro Free Library

Mary Metcalf, Librarian

The Greensboro Free Library offers programs and services for all ages. It is open 7 days a week in the summer and 5 days (Tuesday, Thursday, Friday, Saturday and Sunday) in the winter. It is a vital part of the community.

Story hour is held twice a week for area children including home schoolers, infants and toddlers. The summer theme was “Libraries Rock” celebrating music and geology. More than 421 children and 336 adults attended. Deep thanks to those who supported us with donations of time, money and supplies. The library offers internet access for young and old using computers, patron laptops and smartphones. Patrons used it over 2500 times keeping in touch with family and others and browsing the web. Wi-fi was used 7 days a week, 24 hours a day and is now faster with increased speed over 2017.

Three book discussions were held as well as other programs such as “Cultural Transformations” and “Jerusalem, One City, Three Faiths”. A MakerSpace has been added for children and all patrons to explore, gather, create and learn. It is available whenever the library is open for people to try new ideas.

Organizations including the Historical Society, Lakeview Elementary and the Greensboro Association have used the upstairs meeting room. Remember the library is available for meetings that are free and open to the public and are for educational, cultural, informational or governmental/civic activities. Free tax help for low and moderate income taxpayers is available through the AARP Tax-Aide.

During 2018, the library had more than 10,829 visitors. More than 10,200 volumes were circulated.

Our volunteers and the financial support of the Greensboro Community enhance programs and keep our library open. We sincerely appreciate the continued support of the townspeople of greater Greensboro. Please feel free to make suggestions for the library. We value your opinion and thank you for your support.

Greensboro Free Library Budget

	Actual Income and Expenses FY 2018 (Estimated)	Budget FY 2019
Donations	\$ 43,974	\$ 43,860
Other fundraising	\$ 6,470	\$ 7,000

Grants and appropriations	\$	29,075	\$ 29,575
Interest and dividends	\$	6,800	\$ 7,000
Total operating income	\$	86,319	\$ 87,435
Expense			
Administrative	\$	2,030	\$ 2,200
Books, videos, and other media	\$	8,500	\$ 8,500
Copying and printing	\$	595	\$ 800
Fundraising	\$	2,149	\$ 2,200
Furniture, fixtures and equipment	\$	50	\$ 300
Maintenance and repairs	\$	6,507	\$ 6,234
Payroll	\$	51,971	\$ 55,865
Professional development	\$	100	\$ 300
Programs	\$	1,600	\$ 1,600
Technology	\$	2,300	\$ 1,370
Utilities	\$	8,431	\$ 8,066
Operating expense before depreciation	\$	84,233	\$ 87,435
Net operating income before depreciation		(5,086)	\$ -
Depreciation	\$	16,114	\$ 16,114
Net income (deficit) after depreciation	\$	(14,028)	\$(16,114)

Caspian Lake Beach Committee

Ila Hunt, Chair

Caspian Lake continues to rest on its own laurels as one of the most beautiful, swimmable, and accessible lakes in Vermont and it is the hope and responsibility of the beach committee and the public to maintain and perpetuate these natural qualities. With generous allocations from the towns of Hardwick and Greensboro and a grant from the Greensboro Association, the beach and surrounding grounds are well maintained for the public's use.

2018's projects included replacing worn out or damaged benches and attempting to solve the Canada Geese excrement problem by contacting the State and consequently cleaning up the beach every day. Collaboration with the Greensboro Association in 2019 will hopefully begin to see noticeable improvements to this increasingly bothersome problem. In 2019 we also plan to begin, incrementally as the budget allows, to replace all the beach benches.

Recreation Committee Report 2018

Michele LaFlam- Chair

The Greensboro recreation committee is committed to maintaining and improving the recreational resources within our town to promote quality of life through passive and active recreation.

With very generous appropriations from the Pleasants Fund, The Greensboro Association and the Town, the recreation committee was able to expand the Town's recreation activities and repair or replace deteriorating infrastructure during the 2018 fiscal year. In August a community block party at the Bend

Park was attended by 100+ residents who were able to enjoy the newly purchased wooden benches at our community park. Baseball players from near and far were able to enjoy the newly constructed backstop at the town ballfield and children from Greensboro and neighboring communities enjoyed the festivities at Wonder Art's Halloween celebration that we helped fund.

For the upcoming fiscal year, the recreation committee is continuing its efforts to update aging recreation facilities and expanding the number of community activities we offer. It is our hope that the momentum of our committee continues to bring new and exciting activities and events to all.



12/8/18

JS Rev 1

<u>Revenues</u>	<u>2015-16 (Actual)</u>	<u>2016-17 (Actual)</u>	<u>2017-18 (Actual)</u>	<u>2019-20 Budget</u>
Town Budget Appropriation	1,000	1,000	2,000	2,000
Greensboro Assoc.	0	1,150	500	500
Vt Block Grant	0	0	0	0
Event Contributions	0	202	100	100
Carry Over from previous year	0	2,000	2,000	2,900
	1,000	4,352	4,600	5,500

<u>Expenses</u>				
Seasonal Outdoor Events/Block Parties	700	735	261	500
Bend Basketball & Tether Ball Court Repairs	0	1,200	158	100
Bike Rack For the Beach	0	0	0	500
Town Beach	300	0	0	0
Replace Ball field Backstop (under budget)	0	0	2,231	0
Consultant: Rec Trail, Pump Track	0	0	0	3,000
GaGa Rink	0	1,913	0	600
Bend Park Maintenance			500	800
Total Expenses	1,000	3,848	3,150	5,500
Net Income	0	504	1,450	0

WONDERARTS – VERMONT GREENSBORO TOWN REPORT (2017-2018)



It is with a full heart and tremendous gratitude that we write our Greensboro Town Report. This past year has been a time of growth, partnership, and sustainability for WonderArts. Everyday we are fulfilled by the laughter, relationships, learning, wisdom, hope, and wonder that our programs inspire.

WonderArts aims to enrich the lives of all those in our community and to find connection to the people and places we love. We share kernels of wisdom through active experiences that fuel our curiosity and compassion while weaving together a network of support that in turn embraces and bolsters our collective effort. We are living proof that united, we are greater than the sum of all our parts and that together, we can achieve the vision we set forth.

Highlights from WonderArts programs that served the Greensboro community include:

- Painting a mural with almost *every* student at Lakeview that highlights what students think is special about this community. This mural is to be displayed at the Greensboro Bend Park
- Serving students at Four Seasons of Early Learning through year-round classes that taught music, movement, expression, and self-care.
- Hosting six-weeks of Summer Camps at Lakeview Union school that welcomed over 75 campers to experience recreation, arts, theater, swimming, culinary arts, outdoor survival, and more. 55% of camp families received scholarships.
- Leading the after-school program at Lakeview Union, for all grades, in Culinary Arts, Design, Art, Dance and Environment. These after-school programs are free.
- Facilitating summer senior outings to Bread & Puppet, Old Stone Museum, and more. Senior programming also included frequent hands-on classes.
- Family meals, events, and activities brought together over 50 families to engage in creative, fun, and enriching programs.

As always the \$3,500 allocation provided by the Town of Greensboro will support enriching programs that enhance the well-being of all ages in our community. We are incredibly thankful to all participants, donors, volunteers, businesses, partners, and individuals that make our work possible.

Thank you all and Happy Town Meeting Day!
Ceilidh Galloway-Kane
Executive Director



FOUR SEASONS OF EARLY LEARNING

Michelle Laflam, Executive Director

As we move into our 46th year, Four Seasons of Early Learning remains one of the longest running non-profit early education centers in Vermont. We are very proud that our program is built upon a mission to bring families together in a learning community dedicated to the celebration of diversity and excellence in early care and education. The community at Four Seasons is committed to meeting the educational needs of the whole child and encouraging friendship amongst children of all backgrounds.

The longevity of our practice, our staff and our center is owed to the people who have believed in it from the start. Whether you've championed us with a smile and fond memory, an endorsement to family or friends or through financial support—we thank you.

In the last year, perhaps the most important and visible impact of your support has been a renewed commitment to dreaming big as we now accommodate over 50 students from 47 families. Your support has allowed us to push the bounds of our carefully crafted budget and fulfill several visions. Throughout 2018, our work has centered around safety. We recently installed new LEED certified flooring throughout our historic building, making our learning environment more eco-friendly and enhancing the safety of our educational facility. We purchased the property adjacent to our building, providing opportunity for growth as well as securing the future of our organization with land to handle upgrades to our wastewater system. In July, staff attended the NEXTGEN national school safety conference which greatly supported and enhanced our work in creating our organization's emergency response plan bringing us to the forefront of school safety planning.

Our greatest undertaking in the year ahead is putting our vision to paper by creating a Master Plan to expand our outdoor space. We have long-term dreams of even more nature, expanding our gardens, adding an orchard and creating a rec field for little bodies to run around and experience the thrill of team oriented games and activities to support our continued commitment to outdoor play, exploration and education.

We appreciate the Town of Greensboro's continued support of our center, our staff, and our communities.

GREENSBORO NURSING HOME

Greensboro Nursing Home (aka Greensboro Hospital Association) has been in continuous operation save 1 year during World War II since its incorporation 1935. The organization remains steadfast to its mission: to offer person-centered care in a home-like environment, and resolute to its vision: put quality care, professionalism, teamwork, and community partnership at the heart of everything we do, and we accomplish both by remaining true to our core values. Some of the faces may have changed however our commitment to providing the highest quality of care and quality of life to our residents has not, and we will always remember that we are your nursing home.

The nursing home continues to support the local area by participating in the Meals on Wheels program; we prepare thousands of hot, nutritious meals annually that are delivered by volunteers throughout the

community. We are also one of the largest employers in the area, and we are proud of the dedicated team of professionals who support your nursing home 24/7 all year long. Our staff is happy to serve the community, and it is our pleasure to be a resource to local residents, families, friends and visitors by guiding individuals to services which may be available to them.

The Board of Greensboro Nursing Home is making plans for the future! Partnering this fall with a small Vermont owned organization, Compassionate Care LLC, to make certain the nursing home is able to serve the local area well into the future. Both organizations share similar visions for the future of the nursing home and the partnership provides stable leadership in the areas of operations, clinical and rehabilitation services. We are happy to report that we have made positive gains in the first few months alone and look forward to a rewarding 2019!

Of course, rising health care costs are making it increasingly difficult for your nursing home to continue its long standing tradition of delivering high quality care. Reimbursement from government agencies and their party insurers does not cover the entire cost of caring for our residents, and it is only through individual donations and town appropriations that we are able to offer the highest quality of care that the community has grown accustomed to from Greensboro Nursing Home. At Greensboro Nursing Home we believe that each resident is unique, special and valued; residents are treated as individuals with dignity and respect, as well as with consideration for their values and priorities. It is only with your support that we can continue to deliver upon that cherished principle.

Let the tradition of serving others continue to thrive at Greensboro Nursing Home. Your support is invaluable and we appreciate it immensely.

Respectfully,

Casey Keefe, LNHA
Administrator

Vermont Department of Health Report for Greensboro

HEALTHY LAMOILLE VALLEY

Mission: HLV is a coalition of community organizations and individuals working collaboratively to encourage youth to make substance free healthy choices.

Service Area: Healthy Lamoille Valley serves the communities of: Belvidere, Cambridge, Craftsbury, Eden, Elmore, Greensboro, Hardwick, Hyde Park, Jeffersonville, Johnson, Morrisville, Stannard, Stowe, Waterville, Wolcott, and Woodbury.

Healthy Lamoille Valley Coordinator: Jessica Bickford, jessica@healthylamoillevalley.org, (802) 730-6599

Policy and Community Outreach Coordinator: Alison Link, alison@healthylamoillevalley.org, (917) 626-0344

Key Collaborator, Vermont Department of Health Substance Abuse Prevention Consultant: Michelle Salvador (802) 888-2581

2018/2019 HIGHLIGHTED PROJECTS AND COLLABORATIONS

Policy work: Education for Cities and Towns on Substance Abuse Prevention

Healthy Lamoille Valley (HLV), working with the Vermont Department of Health, is a resource for you when you are considering actions and recommendations that will make our communities healthier. We help towns create changes to policies and systems that encourage healthy behavior. Our engagement may involve assisting towns with the development of policies and practices that support substance misuse prevention, and/or and non-regulatory activity (community garden, farmers market, bike path, festival). Healthy behavior may include reduced use of tobacco products; reduced high risk drinking (including underage alcohol use and binge drinking); and reduced use of other drugs, including marijuana and opiates. It may also include physical activity and nutrition. We provide assistance on town policy, town plan language, and free signage as well as support for the Vermont Department of Health's 3-4-50 initiative to prevent chronic disease.

School/Youth Partnerships

HLV partners with local schools to provide resources to teachers, students, and families. In 2018 HLV prepared fact sheets to share information on e-cigarettes, vaping and dabbing, created staff presentations on vaping, supported youth engagement groups including Getting to Y, tobacco prevention, and gay/straight alliances. In 2018 HLV tabled at seven school events to share information with parents and students. HLV collaborates with the Lamoille Restorative Center to support the Informed Choices Program where middle school students engage in a training about the consequences of underage drinking and marijuana use. In 2018, HLV with the Lamoille County Sheriff's Department created the Lamoille Area Youth Council with representation from students attending area middle and high schools – 16 of these students attended the Community Anti-Drug Coalitions of America's National Youth Summit in Washington, DC in February.

Parent/Community Learning Workshops

HLV supports opportunities for community learning. In collaboration with the Lamoille Family Center, a 13-week Nurturing Father's Program is offered to provide proven, effective skills for healthy family relationships and child development. 2018 workshops included: Marijuana Legalization, What Does It Mean to You? Vaping, Juuling, and Now Legalized Marijuana; How to Communicate Effectively with Youth, Understanding the Teen Brain, State of Lamoille Youth – Understanding our Local Data; Municipal Leaders Roundtable, Creating Supportive Environments for LGBTQIA+ Youth.

Prescription Drug Awareness & Disposal Programs

HLV works with local pharmacists, physicians, and school nurses to promote safe storage, use, and disposal of prescription drugs. Four year-round prescription drug disposal boxes are now located at Copley Hospital, the Lamoille County Sheriff's Department, Morrystown Police Department, and the Hardwick Police Department. This year we are excited to support Vermont Department of Health's RX drug mailback envelope project & collaborate with the Upstream Lamoille Workgroup to address opiate abuse and other disturbing trends.

Website, Blog, & Social Media Education - Visit www.healthylamoillevalley.org to find out more about these or other ongoing efforts in Lamoille Valley. Find us on Facebook: Healthy Lamoille Valley, and on Twitter @HealthyLamoille.

Agencies Requesting Town Funds

For more information about these agencies, please review our complete packet of information. Packets are available at the Town Hall, on the Town of Greensboro website – www.greensborovt.org – or at the March 7, 2017 Town Meeting.

American Red Cross, Northern Vermont Chapter provides support to victims of fires, floods, and other disasters as well as CPR classes. 1-802-660-9130 www.nvtredcross.org

NEK Council on Aging (formerly Area on Aging) provides services to senior citizens, such as caregiver support, health insurance help, and casework services. 1-802-748-5182 www.nevaaa.org

AWARE, Aid to Women, Men and Children in Abuse and Rape Emergencies, provides services to victims of sexual and domestic violence. 472-6463

Caledonia Home Health Care provides home care and hospice services regardless of ability to pay. 748-8116

Clarina Howard Nichols Center is a shelter for battered women and their children. 888-2584 www.clarina.org

Craftsbury Community Care Center is a non-profit residential care facility - 802-586-5414 www.craftsburycommunitycarecenter.org.

Green Up Vermont sponsors Green Up Day. 1-800-974-3259 www.greenupvermont.org.

Hardwick Area Community Coalition focuses on reducing alcohol, tobacco, and other drug use in the Hardwick area. 472-8010 www.haccprevention.com

Hardwick Area Food Pantry provides food for low-income individuals and families. 472-5940

Hardwick Area Community Justice Center works with offenders in the criminal justice system and their re-entry into the community. 644-1960.

Lamoille Family Center provides specialized services to families with children, including programs for pregnant and parenting teens. 888-5229 www.lamoillefamilycenter.org

North Country Animal League promotes animal welfare. 888-5065 www.ncal.com

Northeast Kingdom Learning Services provides home and learning-center education to persons over 16. 334-6532

Northeast Kingdom Human Services (NKHS) provides services related to mental health, developmental disabilities, and alcohol and drug abuse. 1-802-334-6744 www.nkhs.net

Northeastern Vermont Development Association (NVDA) is our regional planning and development commission. 748-5181

Orleans County Citizen Advocacy brings people with disabilities together with volunteer advocates. 1-802-624-0877 orleanscountycitizenadvocacy.org

Orleans County Court Diversion helps first-time juvenile and adult offenders of nonviolent crimes and their victims. 1-802-334-8224

Orleans County Historical Society owns and operates the Old Stone House Museum in Brownington. 1-802-754-2022 www.oldstonehousemuseum.org

Rural Community Transportation (RCT) provides transportation for many purposes. 748-8170 www.rideRCT.org

Vermont Center for Independent Living (VCIL) provides services to Vermonters with disabilities, including information, counseling, training, advocacy, and help with independent living. 1-800-639-1522 www.vcil.org

Warning for Annual Town and Town School District Meeting

The legal voters of the Town of Greensboro are hereby warned and notified to meet at Highland Center for the Arts in said Town, Tuesday, March 6, 2018 at 10 a.m. to transact the following business:

Article 1: To elect a Moderator to govern said town for the coming year.

Tim Nisbet nominated by David Smith - Second Andy Dales – Bridget Collier moved the clerk cast one ballot for Tim Nisbet

Article 2: To take action on the Town of Greensboro Annual printed report.

So moved by Janet Long- Seconded by Nancy Lammert

There are 3 3-year terms for Library Trustee, not 2 3-year terms and 1 1 year term to complete

On page 48, Jane Sprenger made the motion to increase the Food Shelf appropriation, not Jane Little

On page 7, the total of the appropriations is \$65,595.81, not \$60,095.81 (the correct number is included in the total Town Budget)

On page 16, the total dollar figure on the State Monies Paid to Town and School Districts was incorrect at \$288,741.29. The corrected amount was \$140,741.29.

The Amendments were accepted and the Article 2: Take action to the Greensboro Annual printed report was accepted as amended.

Article 3: Shall the voters authorize the Northeast Kingdom Waste Management District to appropriate and expend a budget of \$ 760,519.00 (Australian Ballot)

Article 4 passed - votes cast 113 Yes 10 , No 9

At this time, the meeting was turned over to Susan Wood, Chair of the Selectboard, who Presented the Annual Greensboro Award to Phil Gray and Jan Travers – Phil and Jan were presented with a beautiful clock with their name and year engraved on the front.

Article 4: To elect town officers and school district officers required by law and one or more library trustees:

Office	Term	Candidates/Nomination	Vote	Elected
Select Board	1 yr	Janet Long nominated Susan Wood Michael Stuart nominated Matt McAllister P	122 votes cast, Susan 79 Matt 42	Susan Wood
Select Board	2 yrs	Peter Romans nominated Matt McAllister Valdine Hall nominated Judy Carpenter Naomi Ranz nominated Carol Fairbank	127 votes cast Carol 21 Judy 41 Matt 65	Matt McAllister
Select Board	3 yrs	Judy Carpenter Andy Kehler	123 Votes Cast Judy 45 Andy 78	Andy Kehler
Trustee of Public Funds	3	Kim Greaves nominated Peggy Lipscomb	Mike Metcalf moved that the Clerk Cast one Ballot, Peter Romans 2 nd	Peggy Lipscomb
Cemetery Commissioner	3 yrs	Patricia Mercier	Wayne Young moved the Nominations end and the Clerk Cast one Ballot - So Elected	Patricia Mercier
First Constable	1 yr	Janet Long nominated Rick Walsh	So Elected	Rick Walsh
Second Constable	1 yr	Peter Romans nominated Mark Snyder	So Elected	Mark Snyder
Library Trustee	3	Joe Wood nominated Hal Gray	Lorelei Wheeler moved the Nominations end and the Clerk Cast one Ballot for the 3 candidates for 3 positions	Hal Gray

Office	Term	Candidates/Nomination	Vote	Elected
Library Trustee	3 yrs	Erica Karp nominated Elizabeth Armstrong	Lorelei Wheeler moved the Nominations end and the Clerk Cast one Ballot for the 3 candidates for 3 positions	Elizabeth Armstrong
Library Trustee	3 yrs	Joe Wood nominated Stephanie Thomson	Lorelei Wheeler moved the Nominations end and the Clerk Cast one Ballot for the 3 candidates for 3 positions	Stephanie Thomson
Collector of Delinquent Taxes	1 yr	Susan Wood nominated Janet Long	Mike Metcalf moved the Nominations end and Clerk Cast one Ballot So Elected	Janet Long
Town Agent	1 yr	Janet Long nominated David Smith	Kim Greaves moved the Nominations end and the Clerk Cast one Ballot – So Electerd	David Smith
Town Grand Juror	1 yr	Mike Metcalf nominated David Smith	Susan Wood moved the Nominations end and the Clerk Cast one Ballot – So Elected	David Smith

Our State Representatives John Rodgers and Sam Young spoke. There was a lively discussion on gun control and other issues facing our region.

It was voted that the Town Meeting would adjourn for lunch at 12:15 after the 3rd Selectboard Member election, to reconvene after the Greensboro School District Meeting.

Greensboro Town Meeting reconvened at 1:45 pm, to continue with Article 4, Trustee of Public Funds

Article 5: Shall the voters of the Town Greensboro appropriate the following sums to the

outside agencies listed below?

Outside Agency	Amount
AWARE	2,000
Caledonia Home Health	1,400
Clarina Howard Nichols Center	200
Craftsbury Community Care Center	10,000
Four Season's of Early Learning	9,500
Green Up	50
Greensboro Nursing Home	20,182.46
Hardwick Area Community Coalition	500
Hardwick Area Food Shelf	2,500
Hardwick Area Restorative Justice	1,500
Lamoille Family	500
NEK Council on Aging (Area on Aging)	1,000
Northeast Kingdom Human Services	800
NEK Learning Services	250
North Country Animal League	600
NVDA	572
Orleans County Historical Society	525
Orleans County Citizens Advocacy	800
Orleans County Court Diversion	100
Red Cross	250
Rescue squad	7,756.35
Rural Community Transportation	900
VT Center for Independent Living	210
Wonder Arts Program	3500
Total	62,095.81
Amended to because of addition error	65,595.81

Article 5 - was moved by Janet Long – Judy Carpenter 2nd Susan Wood moved to vote the bottom line. It passed on a voice vote .

Article 6: Shall the voters of the Town of Greensboro approve the following Special Appropriation requests from the Municipal Properties listed below?

Greensboro Conservation	\$ 2,000
Greensboro Free Library	\$25,000
Greensboro Grange Bldg	\$ 1,500

Greensboro Historical Society	\$ 1,500
Total	\$30,000

Article 6 - so moved by Kim Greaves, Michael Lapierre 2nd. Mark Snyder asked why money was going to the Grange building when the Town Hall needs work. Susan explained that the small amount was to maintain the building. There has been discussion on the future use of the Greensboro Grange building as a Town Clerk's Office. Patricia Mercier asked how much money there was. Kim Greaves explained that the Capitol Budget needs to be reviewed to have that number for voters.

Article 6 passed as presented .

Article 7: Shall the voters approve the proposed budget in the amount of **\$ 1,912,567.67** which contains the necessary amount required by law and proposed expenses for the fiscal year commencing July 1, 2017?
(This budget amount includes the outside and local appropriations requests).

Victoria Von Hessert asked what caused the 6% increase in the budget. Susan Wood explained that there were multiple factors, payroll, health care, money being put away for a Town garage into the Capitol Budget. Questions were asked of the increase in the Planning/Zoning budget. It was explained that the Clerk pay was now hourly instead of a nominal stipend because of the extensive permits being submitted to the DRB.

Article 7 - passed on a voice vote.

Article 8: Shall the voters of the Town of Greensboro approve moving any surplus, with the exception of the HRA line item, from the current fiscal year Highway Department Budget into the HERF account in the next fiscal year?

David Smith moved, Nancy Lammert 2nd.

Article 8 passed on a voice vote.

Article 9: Shall the voters of the Town of Greensboro approve having the Town Treasurer serve as collector of current taxes and set the tax due date of November 1st, 1018. Taxes will be delinquent if not received in the office of the Town Treasurer by Thursday, November 1st, 2018 by 4:00 pm?

Michael Lapierre moved, 2nd by Judy Waible

Article 9 was passed on a voice vote.

Article 10: To transact any other business that may legally come before the meeting.

Susan Wood brought up the question of what date we would hold the Funky Fourth. The 4th of July is on a Wednesday so it could either be on June 30th or July 7th. The opinion of the crowd was July 7th.

Anna Kehler spoke to the Petition which was presented in its entirety, the following is an abbreviated version presented by Anna Kehler:

Whereas we in Vermont are experiencing many effects of climate change; And whereas the state of Vermont has a goal of sourcing 90 percent of it's energy from renewable sources by 2050 but is making insufficient progress;

We, the town of Greensboro, direct the state to:

Refrain from funding fossil fuel infrastructure; Commit to firm deadlines for the transition from fossil fuels to renewables; Commit to an economically fair transition for all Vermonters; Incentivize residential and agricultural scale renewable projects; Ensure that the energy of large solar or wind projects benefit local populations and result in short transmission lines; Ensure that large scale wind and solar are vetted by Act 250.

And we, the town of Greensboro agree to commit to doing our part by:

Protecting town land from fossil fuel infrastructure; Weatherizing our town buildings; Enlisting help to get solar on town owned roof tops; Other projects to help combat climate change and improve our residents' lives.

Discussion commenced on the above petition, including Judy Carpenter suggesting that we renew the Energy Committee and the committee to look into this.

Sean Thomson offered that our strongest voice was through our Planning and Zoning Bylaws with regards to positioning energy projects.

Dan Predpall, Chair of the Planning Commission spoke to the Plan and the emphasis on energy facility placement in the town.

Tim Nisbet, Moderator, explained that a straw poll was an appropriate way to address this non-binding petition. Voice vote was yes to approve this recommendation to the State.

Michael Lammert suggested that the Town of Greensboro offer a tax break to volunteers on our fire and rescue.

Karl Stein spoke to the need of more First Responders and classes were being set up for this in the very near future.

Wayne Young expressed interest in having the Town Revenue printed in the Town Report.

Mark Snyder spoke to the need to revitalize Greensboro Bend and hopes to have committee meetings to explore this. Valdine Hall commented that it would be important to engage residents of Greensboro Bend.

Judy Carpenter thanks the taxpayers for entrusting her on the Selectboard for 2 years and she had learned and enjoyed it.

Ellen Celnik encouraged all taxpayers to go to the Planning Commission meetings to be involved. She felt an important aspect of the town was to look at a waste water system, affordable housing and increased internet speed.

Federico Virconi thanked the Town Road Crew for the excellent job they were doing on the roads.

Penny Bretschneider suggested a petition on gun control, and also commented on the noise in the Town Clerk's Office from the school above.

Mike Metcalf moved that the meeting adjourn at 2:45 pm, 2nd by Mike Lammert.

The 2018 Greensboro Town Meeting was adjourned.

Meeting adjourned at 2:45 PM

Respectfully Submitted:

Kim Greaves

Tim Nisbet

Susan Wood

Peter Romans

Michael Lapierre

July 1, 2017 to June 30, 2018 Greensboro Vital Statistics

Statistic	Number
Civil Marriages	10
Births	3
Deaths	13

Student Enrollment Figures for Fiscal Year 2017-2018

SCHOOL		SCHOOL TOTALS
Lakeview Union	38	55
Hazen Union	45	304

Contact Numbers for local Senators And Representatives

Senator-D	John Rodgers	jrodders@leg.state.vt.us
		PO Box 217
		Glover, VT 05839
		802-525-4182
Senator-D	Robert Starr	rstarr@leg.state.vt.us
		958 Vt. Rte 105W
		North Troy, VT 05859
		802-988-2977
Representative – R	Vicky Strong	vstrong@leg.state.vt.us
		1367 Creek Rd.
		Irasburg, VT 05845
		802-754-2790
Representative – D	Sam Young	syoung@leg.state.vt.us
		PO Box 10
		Glover, VT 05875
		802-321-0365

RECYCLING IN GREENSBORO - 2019			
Category	Acceptable	Not Acceptable	Notes
Brown Paper	Corrugated cardboard Brown paper grocery bags Boxboard (all colors incl. white)	Waxed cardboard Soiled items Milk or juice cartons	Please flatten all boxes!! Remove excess tape.
Mixed White Paper	Newspapers & magazines Office paper & envelopes Junk mail & glossy inserts Catalogs & telephone books Manila folders & envelopes Shredded paper (loose is OK) Softcover books	Paper clips, wire bindings Hardcover books Carbon paper, rubber bands Milk or juice cartons Kleenex, paper towels	No bundles with string, please. Staples are OK.
Tin Cans	Tin cans and lids Metal caps & lids from other containers	Aluminum cans (go in their own bin) Scrap metal	Labels OK. Rinse cans. FYI: <i>Tin is magnetic!</i>
Aluminum Cans	Soda, beer, and other aluminum cans Aluminum foil & pie plates	Tin cans (go in their own bin) Scrap metal	Labels OK. Rinse cans. FYI: <i>Aluminum is <u>not</u> magnetic!</i>
Glass	Glass bottles and jars Broken china Broken drinking glasses Broken window glass	Non-glass items (i.e. metal caps or lids)	All colors & types are mixed together Labels OK. Rinse containers. Remove caps, lids & corks
Plastic Bags	Plastic bags labeled #2 or #4 only Clear polyethylene sheeting	Black trash bags Dirty bags Non-labeled bags	Bags must be labeled #2 or #4 to be acceptable!!
Plastics #1 - #4	Rigid plastic containers labeled #1,2,3,4 Plastic lids	Plastic bags Styrofoam	Drain and rinse all containers

ODDBALL ITEMS at the Greensboro Recycling Center

ACCEPTED: Egg Cartons, rechargeable batteries, button-cell batteries, alkaline batteries
fluorescent light bulbs (compacts & tubes), lead sinkers, hardcover books
aerosol cans (empty or full)

NOT ACCEPTED (throw in trash): Styrofoam of any kind, pet food bags, milk & juice cartons,
Aseptic cartons (i.e. soymilk) waxed items (i.e. ice cream cartons, paper coffee cups)

LOCATION: The Recycling Center is located behind the town hall.

YEAR-ROUND HOURS: Saturdays, 9 – 11 AM. DO NOT LEAVE ITEMS WHEN WE ARE
CLOSED, THIS FACILITY IS OPEN DURING POSTED HOURS ONLY

ADDITIONAL SUMMER HOURS: Wednesdays, 3:30-5:30 p.m. July and August

ONLY METAL GOES IN THE METAL DUMPSTER!



Greensboro Town School District

2019 Annual School District Meeting Materials

2018 Financial Report (July 1, 2017 – June 30, 2018)

Important Dates

March 5, 2019 1:00 PM
Annual School District Meeting
Highland Center, Greensboro

Administration

Superintendent Joanne LeBlanc

School Board

Tanya Thomas, Chair
Jerilyn Virden, Vice-Chair
MacNeil, Clerk

Greensboro Town School District is responsible for governing pre-k education of Greensboro students.

2019 Annual School District Meeting Materials

Table of Contents	
	Page
Greensboro Town School District	
	57
Table of Contents	58
Directors and Officers	59
2019 Annual Town School District Meeting Warning	60
2017 - 2018 (FY18) Auditor Report	61-63
2018 Annual School District Meeting Minutes	64-65
Lakeview Union School District #43	
	66
2019 Annual Town School District Meeting Warning	67
School Board Report	68
2017-2018 School Report	69-74
2017 - 2018 (FY18) Audit Report	75-78
2017 - 2018 (FY18) District Employee Compensation Report	79
2019- 2020 (FY20) Budget Notes and Proposed Budget	80-81
2019- 2020 (FY20) Historical Tax Rate Calculation and Description	82-83
2018 Annual School District Meeting Minutes	84-85
Hazen Union School District #26	
	86
FY20 Budget Informational Hearing and 2019 Annual School District Meeting Warning	87-88
School Board Report	89
2017 - 2018 School Report	90-95
2017 - 2018 (FY18) Audit Report	96-99
2017 - 2018 (FY18) District Employee Compensation Report	100-101
2019- 2020 (FY20) Budget Notes and Proposed Budget	102-103
2019- 2020 (FY20) Historical Tax Rate Calculation and Description	104-105
Three Prior Years Comparison Sheet	106
2018 Annual School District Meeting Minutes	107-108
Orleans Southwest Supervisory Union	
	109
OSSU Superintendent Report	110
2017 - 2018 (FY18) Audit Report	111-114
2019 - 2020 (FY20) OSSU Shared Services Budget Highlights	115
2019 - 2020 (FY20) OSSU Shared Services Budget Summary	116
2019 - 2020 (FY20) OSSU Budget Assessments	117
2017 - 2018 (FY 18) OSSU Employee Compensation Report	118-120

Important Notes

2017 - 2018 (FY18) Auditor Reports: The reports with financial statements will be made available to the public on the Supervisory Union website. Hard copies will be available upon request.

2019 Annual School District Meeting Materials

Directors & Officers	
Greensboro Town School Directors	
Name	Appointment/ Term Ends
Tanya Thomas, Chair	2021
Jerilyn Virden, Vice Chair	2019
MacNeil, Clerk	2020
Greensboro Town School District Officers	
Name	Appointment/ Term Ends
Kim Greaves, District Treasurer	2019
Lorelei Wheeler, District Clerk	2019
Lakeview Union School District #43 Directors	
Name	Appointment/ Term Ends
Victoria Von Hessert, Chair	2020
John Miller, Vice Chair	2021
Rose Modry, Clerk	2019
John Moffatt	2021
Katie DesJardins	2020
Robert Hurst	2019
Dylan Laflam	2020
Samantha Friend	2019
Lakeview Union School District #43 Officers	
Name	Appointment/ Term Ends
Kim Greaves, District Treasurer	2019
Lorelei Wheeler, District Clerk	2019
Hazen Union School District #26 Directors	
Name	Appointment/ Term Ends
Steven Freihofner, Chair	2020
Andrew Meyer, Vice Chair	2021
Amy Holloway, Clerk	2019
Michael Metcalf	2021
Marc Tod DeLaricheliere	2020
Chance Payette	2019
MacNeil	2019
Ceilidh Galloway-Kane	2021
Audrey Grant, student	2020
Elijah Lew-Smith student	2020
Hazen Union School District #26 Officers	
Name	Appointment/ Term Ends
Orise Ainsworth, Moderator	2019
Brandi Smith, District Treasurer	2019
Theresa Martin, District Clerk	2019

WARNING
GREENSBORO TOWN SCHOOL DISTRICT
ANNUAL SCHOOL DISTRICT MEETING

Tuesday, March 5, 2019, 1:00 p.m. at the Fellowship Hall

The legal voters of the Greensboro Town School District are hereby notified and warned to meet at the Highland Center for the Arts in the town of Greensboro, Vermont on Tuesday, March 5th, 2019 at 1:00 p.m. to act on the following articles:

Article 1: To elect the following school district officers for the ensuing year:

- School District Meeting Moderator
- District Clerk
- District Treasurer
- Alternate District Treasurer

Article 2: To elect all necessary School Board Directors as required by law:

- One (1) Greensboro Town School District Director for a term of three years
- Two (2) Lakeview Union School District #43 Director for a term of three years
- Hazen Union School District #26 School District Director for a term of three years
- Lakeview Union School District #43 Director for a term of one year to fill the remainder of a 3 year term.

Article 3: To see if the voters of the school district will authorize the following salaries to be paid for the officers and directors of the school district:

School Board Chair	\$ 000.00 / yr	District Treasurer	\$ 250.00 / yr
School Board Member	\$ 000.00 / yr	Alternate District Treasurer	\$ 25.00 per pay period as needed
		District Clerk	\$ 000.00 / yr

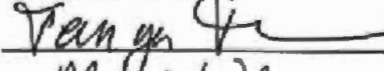
Article 4: To hear and act upon the reports of the Greensboro Town School District officers and directors.


Article 5: To see if the voters of the school district will authorize the school board to transfer \$32,368.00 of unobligated year end fund balances as of June 30, 2018 to the reserve fund established pursuant to Title 24, Section 2804 to be used for building maintenance and repairs of the Lakeview Union School to support education of Greensboro students.

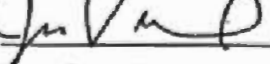
Article 6: To see if the voters of the school district will authorize the school board to transfer \$2,500.00 of unobligated year end fund balances as of June 30, 2018 to the reserve fund established pursuant to Title 24, Section 2804 to be used for legal expenses. If after 2 years, these funds have not been expended, all remaining funds will be transferred to the building maintenance and repairs of the Lakeview Union School to support education of Greensboro students.

Article 7: To transact any other business that may legally come before the meeting.


Dated at Greensboro, Vermont this 16th day of January, 2019.







Greensboro Town School District Directors

Attest: 
District Clerk
Date: 1-30-19



Proven Expertise and Integrity

INDEPENDENT AUDITORS' REPORT ON INTERNAL CONTROL OVER
FINANCIAL REPORTING AND ON COMPLIANCE AND OTHER MATTERS
BASED ON AN AUDIT OF FINANCIAL STATEMENTS PERFORMED IN
ACCORDANCE WITH GOVERNMENT AUDITING STANDARDS

School Board
Greensboro School District
Greensboro, Vermont

We have audited, in accordance with the auditing standards generally accepted in the United States of America and the standards applicable to financial audits contained in *Government Auditing Standards* issued by the Comptroller General of the United States, the financial statements of the governmental activities and each major fund of the Greensboro School District as of and for the year ended June 30, 2018, and the related notes to the financial statements, which collectively comprise the Greensboro School District's basic financial statements, and have issued our report thereon dated December 27, 2018.

Internal Control Over Financial Reporting

In planning and performing our audit of the financial statements, we considered the Greensboro School District's internal control over financial reporting (internal control) to determine the audit procedures that are appropriate in the circumstances for the purpose of expressing our opinions on the financial statements, but not for the purpose of expressing an opinion on the effectiveness of the Greensboro School District's internal control. Accordingly, we do not express an opinion on the effectiveness of the Greensboro School District's internal control.

A deficiency in internal control exists when the design or operation of a control does not allow management or employees, in the normal course of performing their assigned functions, to prevent, or detect and correct, misstatements on a timely basis. *A material weakness* is a deficiency, or a combination of deficiencies, in internal control, such that there is a reasonable possibility that a material misstatement of the entity's financial statements will not be prevented, or detected and corrected on a timely basis. *A significant deficiency* is a deficiency, or a combination of deficiencies, in internal control that is less severe than a material weakness, yet important enough to merit attention by those charged with governance.

3 Old Orchard Road, Buxton, Maine 04093
Tel: (800) 300-7708 (207) 929-4606 Fax: (207) 929-4609
www.rhrsmith.com

Our consideration of internal control was for the limited purpose described in the first paragraph of this section and was not designed to identify all deficiencies in internal control that might be material weaknesses or, significant deficiencies. Given these limitations, during our audit we did not identify any deficiencies in internal control that we consider to be material weaknesses. However, material weaknesses may exist that have not been identified.

Compliance and Other Matters

As part of obtaining reasonable assurance about whether the Greensboro School District's financial statements are free from material misstatement, we performed tests of its compliance with certain provisions of laws, regulations, contracts, and grant agreements, noncompliance with which could have a direct and material effect on the determination of financial statement amounts. However, providing an opinion on compliance with those provisions was not an objective of our audit, and accordingly, we do not express such an opinion. The results of our tests disclosed no instances of noncompliance or other matters that are required to be reported under *Government Auditing Standards*.

Purpose of this Report

The purpose of this report is solely to describe the scope of our testing of internal control and compliance and the results of that testing, and not to provide an opinion on the effectiveness of the entity's internal control or on compliance. This report is an integral part of an audit performed in accordance with *Government Auditing Standards* in considering the entity's internal control and compliance. Accordingly, this communication is not suitable for any other purpose.

RHR Smith & Company

Buxton, Maine
Vermont Registration No. 092.0000697
December 27, 2018

GREENSBORO SCHOOL DISTRICT

BUDGETARY COMPARISON SCHEDULE - BUDGETARY BASIS
 BUDGET AND ACTUAL - GENERAL FUND
 FOR THE YEAR ENDED JUNE 30, 2018

	Budgeted Amounts		Actual Amounts	Variance Positive (Negative)
	Original	Final		
Budgetary Fund Balance, July 1	\$ 30,314	\$ 30,314	\$ 30,314	\$ -
Resources (Inflows):				
Intergovernmental:				
State support	43,663	43,663	43,663	-
Interest income	-	-	4	4
Miscellaneous	10,000	10,000	-	(10,000)
Amounts Available for Appropriation	<u>83,977</u>	<u>83,977</u>	<u>73,981</u>	<u>(9,996)</u>
Charges to Appropriations (Outflows):				
Instruction	48,413	43,135	23,976	19,159
Student/instructor support	1,200	1,697	1,449	248
Administration	3,650	8,149	4,745	3,404
Operations	400	682	629	53
Total Charges to Appropriations	<u>53,663</u>	<u>53,663</u>	<u>30,799</u>	<u>22,864</u>
Budgetary Fund Balance, June 30	<u>\$ 30,314</u>	<u>\$ 30,314</u>	<u>\$ 43,182</u>	<u>\$ 12,868</u>

See accompanying independent auditors' report and notes to financial statements.

Greensboro Town School District Meeting Minutes
The Highland Center for the Arts, March 6, 2018

The legal voters of the Greensboro Town School District met at The Highland Center for the Arts, in the town of Greensboro, Vermont, on Tuesday, March 6, 2018 at 1:00 PM to act on the following articles:

Article 1- To elect the following school district officers for the ensuing year;

- Meeting Moderator – Karl Stein nominated present moderator Tim Nisbet. No other nominations. Karl moved that the clerk cast one ballot for Tim Nisbet. Janet Long seconded the motion. Clerk cast the ballot- Tim Nisbet is the Moderator.
- District Clerk – Wayne Young nominated present clerk Lorelei Wheeler. No other nominations. Mike Metcalf seconded. All in favor – voted ‘aye’ unanimously. Lorelei Wheeler is the clerk
- District Treasurer – Susan Wood nominated present treasurer Kim Greaves. No other nominations. Wayne Young moved that the clerk cast one ballot for Kim Greaves. Mike Metcalf seconded. . Clerk cast the ballot for Kim Greaves as treasurer.
- Alternate District Treasurer- Susan Wood nominated present alternate treasurer Barbara Brook. No other nominations. Wayne Young moved that present alternate treasurer be Barbara Brook. Mike Metcalf seconded. All in favor – voted ‘aye’ unanimously. No descent.

Article 2- To elect all necessary School Board Directors as required by law;

- One Greensboro Town School District Director for a term of three years – David Kelly nominated Tanya Thomas. No other nominations. All in favor voted ‘aye’ unanimously. No descent.
- Two Lakeview Union School District #43 Directors for a term of three years each –Dylan Laflam nominated John Moffatt. No other nominations. All in favor voted ‘aye’ unanimously. No descent.
- No other nominations. *Second three year post is temporarily vacant, board must appoint a member later.*
- Hazen Union School District #26 School Director for a term of three years – Dylan Laflam nominated Mike Metcalf. No other nominations. All in favor voted ‘aye’ unanimously. No descent.
- One Lakeview Union School District #43 Director for one year to fill remainder of three year term – Victoria Von Hessert nominated Rose Modry. No other nominations. All in favor voted ‘aye’ unanimously. No descent.
- One Lakeview Union School District #43 Director for two years to fill remainder of three year term – Victoria Von Hessert nominated Dylan Laflam. . No other nominations. All in favor voted ‘aye’ unanimously. No descent.

Article 3- To see if the voters of the school district will authorize the following salaries paid to the officers and directors of the school district;

Board chair -	\$000.00/yr	District Treasurer \$250/year
Board member -	\$000.00/yr	Alternate Treasurer \$25.00 per pay period as needed
District clerk	\$000.00/yr	

Wayne Young moved to accept article as written. All in favor voted ‘aye’ unanimously. No descent.

Article 4 – To hear and act upon the reports of the Greensboro Town School District officers and directors.

Wayne Young moved to accept, Susan Wood seconded. All in favor voted 'aye' unanimously. Carolyn Kehler discussed the import of 10 hours a week of education and experiences for the three and four year old children of the town. She touched on the important work Four Seasons of Early Learning in Greensboro Bend does as a preschool. The State of Vermont wants efficiencies, cuts, mergers. 55% of VT children attend rural schools. Four Seasons educates more than just Greensboro students. OSSU school district and state law allows kids to attend whatever preschool their parents choose as long as it is an approved partner program. As she is stepping down from the board she asked we continue to speak up against closing small schools.

Rosanne Cook pleaded to consolidate supervisory unions instead, saving more money than shutting down small schools.

Article 5 – Shall the voters approve the board to expend \$44, 800.00, the amount determined necessary for the ensuing fiscal year? (Estimated spending of \$10,249 per equalized pupil, which is 16.6% lower than spending in the current year)

Judy Carpenter moved to approve, Wayne Young seconded. All in favor voted 'aye' unanimously.

Article 6 – To see if voters will contribute to an existing operating expense fund under the control of the school board a contribution of \$7000.00 of the districts previous FY17 fund balance for the purpose of paying expenses not anticipated at budget preparation time by the board?

Janet Long moved to approve, Karl Stein seconded. All in favor voted 'aye' unanimously.

Article 7 – To see if the voters will authorize the board to borrow money in anticipation of state revenues.

Wayne Young moved to approve, Mike Metcalf seconded. All in favor voted 'aye' unanimously.

Article 8 - To transact any other business.

Mike Metcalf moved to adjourn - 1:28 PM. Lorelei Wheeler seconded. All in favor voted 'aye' unanimously. Meeting adjourned.

Respectfully submitted,

 3-7-18

Lorelei Wheeler, clerk



Lakeview Union School District #43

2019 Annual School District Meeting Materials

2017 – 2018 School Report
2018 Financial Report (July 1, 2017 – June 30, 2018)
2020 Proposed Budget (July 1, 2019 – June 30, 2020)

Important Dates

March 14, 2019 7:00 PM
Annual School District Meeting
and FY20 Budget Vote
Lakeview Union School
Multipurpose Room

Administration

Principal Eric Erwin, PhD
Superintendent Joanne LeBlanc

School Board

Victoria Von Hessert, Chair, Greensboro
John Miller, Vice-Chair, Stannard
Rose Modry, Clerk, Greensboro
John Moffatt, Greensboro
Katie DesJardins, Stannard
Robert Hurst, Greensboro
Dylan Laflam, Greensboro
Samantha Friend, Greensboro

REVISED WARNING
LAKEVIEW UNION SCHOOL DISTRICT #43
SCHOOL DISTRICT ANNUAL MEETING

THURSDAY, MARCH 14, 2019 at 7:00 p.m. at the Lakeview Union School Gymnasium

The legal voters of Lakeview Union School District #43 consisting of the Greensboro Town School District and the Stannard Town School District, Vermont, are hereby warned to meet at the Lakeview Union School Gymnasium in the Town of Greensboro, Vermont, on Thursday, March 14, 2019 at 7:00 p.m., to act on the following articles:

Article 1: To elect the following school district officers for the ensuing year:

- School District Meeting Moderator
- District Clerk
- District Treasurer
- Alternate District Treasurer

Article 2: Shall the voters of the school district authorize the following salaries to be paid for the officers and directors of the school district?

School Board Chair	\$ 000.00 / yr	District Treasurer	\$ 570.00 / yr
School Board Member	\$ 000.00 / yr	Alternate District Treasurer	\$ 25 per signing session
		District Clerk	\$ 30.00/ yr

Article 3: To hear and act upon the reports of the Lakeview Union School District #43 officers and directors.


Article 4: Shall the voters of the school district approve the school board to expend \$1,453,384.00, which is the amount the school board has determined to be necessary for the ensuing fiscal year? It is estimated that this proposed budget, if approved, will result in education spending of \$18,306.00 per equalized pupil. This projected spending per equalized pupil is 11.22% higher than spending for the current year.

Article 5: To see if the voters of the school district will authorize the school board to transfer any unobligated year end fund balances as of June 30, 2018 to the reserve fund established pursuant to Title 24, Section 2804 to be used for building maintenance and repairs of the Lakeview Union School to support education of Greensboro/Stannard students.


Article 6: Shall the voters of the school district authorize its school board to borrow money pending the receipt of payments from the member districts and state funds as provided in Title 16 of the Vermont Statutes?

Article 7: To transact any other business that may legally come before this meeting.


Dated at Greensboro this day 29 of January 2019



Samantha M. Friend


Boe Mor
Kathleen Spurgeon

Lakeview Union School District #43 School Board Directors

Attest: 
District Clerk
Date: 1/30/19



Lakeview Union School

189 Laudedon Avenue
Greensboro, VT 05841

<http://www.lakeview.ossu.org>

School Board Report

Thirty Years of Lakeview Union Elementary School District #43

It's been thirty years since the formation of Lakeview Union. Thank you for your decades of support for our school. While much has changed in that time, this has always been a small school supported by residents from two towns working together to provide a solid foundation for our children. Our challenges in the past few years are shared by other small school districts throughout the state. While our administration and faculty continue to work to provide your students with the education they deserve, our future at the start of this school year was unclear. A continuing decline in enrollment and an anticipated possible 11% increase in health insurance costs were without question going to strain our budget planning. None of us, however, foresaw the sudden and unexpected challenge of the State Board of Education's order at the end of November to merge our district with Hardwick and Woodbury.

At the time of this writing in late December, we are in the final days before the organizational meeting for the Orleans Southwest Union Elementary District. The new district will become operational on July 1, 2019 and will serve Pre-K to 6th grade students from Hardwick, Greensboro, Stannard, and Woodbury. While your school board members and administration work to lay the foundation for the new district, the Lakeview, Greensboro, and Stannard boards are, together with the Select Boards of Greensboro and Stannard and close to 30 other school districts, simultaneously part of the appeal of the State Board's merger decisions to the Superior Court in Washington County.

What does all this mean for Lakeview? We don't fully know yet, but here are some key points:

- **There is no Lakeview budget in your annual report.** This is because we anticipate holding a special meeting of the new union district in early April to vote on the FY20 budget for the *whole new elementary district*. Please watch for notices of this special – and critical - meeting.
- **What about school board officers?** As of this writing, Greensboro and Stannard will each have 2 seats on the new merged board who will be elected on Town Meeting Day by the electorate of the whole district. This could change if we agree to amend the articles of agreement. In addition, we'll still need to elect officers at town meeting to serve on the Lakeview board until the audit for FY19 is complete.
- **Will Lakeview close?** We can't predict this, but we trust that the new merged board will take into consideration the needs of all our children when making these decisions. The default articles of agreement do not offer great long-term protection for union schools. We hope to negotiate better protections this spring.
- **And our building?** It will be transferred to the new district on July 1, 2019. Costs for upkeep of all buildings in the new union district will be shared by all towns in the district. We are working to spend the Lakeview capital reserve fund on building improvements this fiscal year.
- **What about the appeal?** If the judge issues a stay or an injunction, then we will prepare a Lakeview FY20 budget for voters to approve this spring. Beyond that, we don't know.

We are in what we all humbly call uncharted waters.

If you would like to learn more about the merger, please visit www.ossu.org.

It's been an honor to serve you and your community's children. This work has always been about the kids. Now, our family is growing, and it will become about the kids from all our towns.

Respectfully,

Lakeview Union School Board



Lakeview Union School

Eric Erwin, PhD, Principal

189 Lauredon Avenue

Greensboro, VT 05841

eerwin@ossu.org (802) 533-7066

<http://www.lakeview.ossu.org>

2017 - 2018 School Report

Vision & Mission

Lakeview Union School's mission is to ensure all students learn to learn. The Lakeview learning experience is collaborative and cooperative. Teachers and learners build relationships and find new ways of experiencing education. Our teachers, staff, and students develop the skills and knowledge for individual educational growth. Together, they work to solve problems, help others, and contribute to the Lakeview learning community, as well as to expand their learning.

Principal's Message

Lakeview Union School's mission is to ensure all students learn to learn. The Lakeview learning experience is collaborative and cooperative. Teachers and learners build relationships and find new ways of experiencing education. Our teachers, staff, and students develop the skills and knowledge for individual educational growth. Together, they work to solve problems, help others, and contribute to the Lakeview learning community, as well as to expand their learning.


Lakeview Union School is a wonderful place to learn, to work, and to grow. We strive to teach students how to make significant contributions to their community, how to be highly motivated to act as positive and thoughtful citizens, and how to create a nurturing space where we can all become excited by life's opportunities and challenges.

Recent Successes

- Increased levels of achievement in writing skills K-6
- Decreased levels of challenging behaviors that distract from learning
- Awarded 'Exemplar School' status by the State of Vermont because of our emphasis on positive behaviors and support.
- Dramatic improvement in math achievement from Fall to Spring assessments in grades 3-6
- In partnership with WonderArts, creation and sustainability of a successful after-school enrichment program for K-6.

Needs Assessment

- Data continues to show a wide gap between the reading and writing achievement of students receiving free and/or reduced lunch and students who are not eligible for this support.
- Although students at Lakeview start out at relatively low levels of math achievement, they make progress in math more quickly and more completely than in literacy.
- Levels of parent involvement at Lakeview are consistent, but only a few families are represented. Increasing the amount and variety of parent involvement is a need.
- Enrichment activities including science-based field trips increase levels of student engagement and application of learning.
- Our students sometimes wonder if they 'matter' to the broader community, and we have identified increasing community involvement at Lakeview as a need to address.



Lakeview Union School

Eric Erwin, PhD, Principal
189 Lauredon Avenue
Greensboro, VT 05841
eerwin@ossu.org (802) 533-7066
<http://www.lakeview.ossu.org>

2017 - 2018 School Report

Plan to Meet Needs / Achieve Goals

- Continue to improve writing achievement K-6.
- Provide ongoing professional development to support reading achievement K-6
- Increase levels of parent involvement in school operations and student achievement.
- Increase student achievement in Reading K-6.
- Continue to support enrichment activities including science-based field trips, increased appreciation for and participation in musical and dramatic arts.
- Continue to increase community involvement through volunteer mentors and readers, and increase the number of community events led by students at Lakeview.

Get Involved

1. Do you enjoy reading to and with young children? Sign up to a reading volunteer!
2. Do you like to play chess? Join our chess club! We play Monday, Tuesday, Thursday and Friday (11:30-12:30). We have some very talented chess players who are always looking for new challengers!
3. Would you like to be a mentor for a student? Sign up to spend 1-2 hours per week with a student who would enjoy your company!



Lakeview Union
School photos



Lakeview Union School
 Eric Erwin, PhD, Principal
 189 Lauredon Avenue
 Greensboro, VT 05841
eerwin@ossu.org (802) 533-7066
<http://www.lakeview.ossu.org>

2017 - 2018 School Report

Student Data - Demographics

Oct. 1 Student Counts	16-17	17-18	18-19*
Kindergarten	13	13	5
1st Grade	13	10	10
2nd Grade	3	11	11
3rd Grade	15	4	8
4th Grade	7	12	3
5th Grade	7	8	11
6th Grade	17	6	6
K-6 Total	75	64	54

* Unofficial Count

By Town	16-17	17-18	18-19*
Greensboro	55	43	37
Stannard	19	18	14
Other	1	3	3
Total	75	64	54

School Climate	15-16	16-17	17-18
Harassment Complaints	2	1	1
Bullying Complaints	1	1	5
Weapons Violations	0	0	0
Substance / Tobacco Violations	0	0	0

K-6 Attendance	15-16	16-17	17-18
Attendance Rate	94%	94%	95%
Students with fewer than 10 absences per year	66%	57%	67%

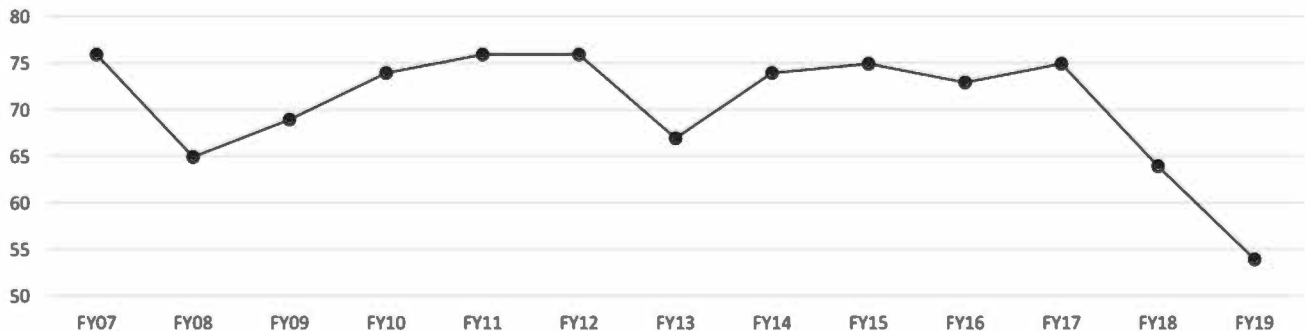
K-6 Demographics	15-16	16-17	17-18
Gender (%F / % M)	52 / 48	53 / 47	51 / 49
Free/Reduced Lunch	58%	64%	62%
Individualized Education Plan	22%	21%	21%
504 Plan	3%	1%	1%
Education Support Team	12%	9%	18%
Hispanic	3%	5%	3%
American Indian/Alaskan Native	0%	1%	1%
African American / Black	5%	5%	4%
Asian	0%	1%	1%
Multiple Races	5%	8%	7%
White	100%	100%	97%

K-6 Participation	15-16	16-17	17-18
Band	31	23	20
Basketball	28	11	10
Soccer	41	31	23
Tobacco Education	24	24	n/a
Wonder Arts	22	15	38

Staff Information	15-16	16-17	17-18
Average Experience (Yrs)	11.1	14.6	17.5
Professional Staff with Master's Degrees	67%	69%	69%
Professional Staff FTE	7.2	6.4	11.6*

* 17-18 includes OSSU-paid staff.

Lakeview K-6 Historical Enrollment





2017 - 2018 School Report

Student Data – State Assessments

SBAC Summary Data:

Math

Grades 3-6 Math	2017-2018							
<i>Reporting Groups:</i>	Number of Students Tested	Percent of Students Tested	Exceeds Standard	Meets Standard	Near Standard	Substantially Below Standard	Proficient - School	Proficient - State
Overall	26	100%	12%	35%	27%	27%	46%	46%
Female	14	100%	14%	29%	36%	21%	43%	45%
Male	12	100%	8%	42%	17%	33%	50%	47%
FRL	15	100%	7%	33%	27%	33%	40%	31%
Not-FRL	11	100%	18%	36%	27%	18%	55%	57%
Students with Disabilities	5	100%	**	**	**	**	**	11%
Limited English Proficient	**	**	**	**	**	**	**	27%
Migrant	**	**	**	**	**	**	**	**
White	24	100%	**	**	**	**	**	47%
African American	**	**	**	**	**	**	**	28%
Hispanic	**	**	**	**	**	**	**	40%
Asian	**	**	**	**	**	**	**	54%
Am. Indian/Native Alaskan	**	**	**	**	**	**	**	40%
Pacific Islander	**	**	**	**	**	**	**	54%
Two or more races	**	**	**	**	**	**	**	**

** Data not available, or suppressed.

English Language Arts

Grades 3-6 ELA	2017-2018							
<i>Reporting Groups:</i>	Number of Students Tested	Percent of Students Tested	Exceeds Standard	Meets Standard	Near Standard	Substantially Below Standard	Proficient - School	Proficient - State
Overall	26	100%	19%	31%	19%	31%	50%	53%
Female	14	100%	29%	43%	7%	21%	71%	59%
Male	12	100%	8%	17%	33%	42%	25%	48%
FRL	15	100%	7%	20%	27%	47%	27%	37%
Not-FRL	11	100%	36%	45%	9%	9%	82%	64%
Students with Disabilities	5	100%	**	**	**	**	**	12%
Limited English Proficient	**	**	**	**	**	**	**	29%
Migrant	**	**	**	**	**	**	**	**
White	24	100%	**	**	**	**	**	54%
African American	**	**	**	**	**	**	**	38%
Hispanic	**	**	**	**	**	**	**	53%
Asian	**	**	**	**	**	**	**	60%
Am. Indian/Native Alaskan	**	**	**	**	**	**	**	45%
Pacific Islander	**	**	**	**	**	**	**	61%
Two or more races	**	**	**	**	**	**	**	**

** Data not available, or suppressed.

2017 - 2018 School Report

Student Data – State Assessments (Grade Level Detail)

Math

Grade 3 Math		2017-2018							2016-2017								
Reporting Groups:		Number of Students Tested	Percent of Students Tested	Exceeds Standard	Meets Standard	Near Standard	Substantially Below Standard	Proficient - School	Proficient - State	Number of Students Tested	Percent of Students Tested	Exceeds Standard	Meets Standard	Near Standard	Substantially Below Standard	Proficient - School	Proficient - State
Overall		3	100%	**	**	**	**	**	52%	15	100%	0%	47%	7%	47%	47%	52%
Female		2	100%	**	**	**	**	**	52%	8	100%	0%	38%	0%	63%	38%	52%
Male		1	100%	**	**	**	**	**	52%	7	100%	0%	57%	14%	29%	57%	53%
FRL		3	100%	**	**	**	**	**	37%	11	100%	0%	27%	9%	64%	27%	37%
Not-FRL		3	100%	**	**	**	**	**	64%	4	100%	**	**	**	**	**	65%
Students with Disabilities		3	100%	**	**	**	**	**	17%	4	100%	**	**	**	**	**	10%
Limited English Proficient		**	**	**	**	**	**	**	35%	**	**	**	**	**	**	**	38%
Migrant		**	**	**	**	**	**	**	**	**	**	**	**	**	**	**	**
White		3	100%	**	**	**	**	**	53%	14	100%	**	**	**	**	**	53%
African American		**	**	**	**	**	**	**	33%	**	**	**	**	**	**	**	41%
Hispanic		**	**	**	**	**	**	**	46%	**	**	**	**	**	**	**	45%
Asian		**	**	**	**	**	**	**	58%	**	**	**	**	**	**	**	54%
Am. Indian/Native Alaskan		**	**	**	**	**	**	**	52%	**	**	**	**	**	**	**	35%
Pacific Islander		**	**	**	**	**	**	**	53%	**	**	**	**	**	**	**	47%
Two or more races		**	**	**	**	**	**	**	**	**	**	**	**	**	**	**	**

** Data not available, or suppressed.

Grade 4 Math		2017-2018							2016-2017								
Reporting Groups:		Number of Students Tested	Percent of Students Tested	Exceeds Standard	Meets Standard	Near Standard	Substantially Below Standard	Proficient - School	Proficient - State	Number of Students Tested	Percent of Students Tested	Exceeds Standard	Meets Standard	Near Standard	Substantially Below Standard	Proficient - School	Proficient - State
Overall		11	100%	9%	27%	27%	36%	36%	49%	8	100%	0%	50%	38%	13%	50%	47%
Female		5	100%	0%	20%	40%	40%	20%	47%	4	100%	**	**	**	**	**	46%
Male		6	100%	17%	33%	17%	33%	50%	51%	4	100%	**	**	**	**	**	48%
FRL		7	100%	14%	14%	29%	43%	29%	34%	7	100%	0%	43%	43%	14%	43%	32%
Not-FRL		4	100%	**	**	**	**	**	60%	1	100%	**	**	**	**	**	58%
Students with Disabilities		3	100%	**	**	**	**	**	12%	2	100%	**	**	**	**	**	10%
Limited English Proficient		**	**	**	**	**	**	**	33%	**	**	**	**	**	**	**	16%
Migrant		**	**	**	**	**	**	**	**	**	**	**	**	**	**	**	**
White		10	100%	**	**	**	**	**	49%	8	100%	**	**	**	**	**	48%
African American		**	**	**	**	**	**	**	36%	**	**	**	**	**	**	**	25%
Hispanic		**	**	**	**	**	**	**	44%	**	**	**	**	**	**	**	38%
Asian		**	**	**	**	**	**	**	51%	**	**	**	**	**	**	**	53%
Am. Indian/Native Alaskan		**	**	**	**	**	**	**	41%	**	**	**	**	**	**	**	37%
Pacific Islander		**	**	**	**	**	**	**	43%	**	**	**	**	**	**	**	62%
Two or more races		**	**	**	**	**	**	**	**	**	**	**	**	**	**	**	**

** Data not available, or suppressed.

Grade 5 Math		2017-2018							2016-2017								
Reporting Groups:		Number of Students Tested	Percent of Students Tested	Exceeds Standard	Meets Standard	Near Standard	Substantially Below Standard	Proficient - School	Proficient - State	Number of Students Tested	Percent of Students Tested	Exceeds Standard	Meets Standard	Near Standard	Substantially Below Standard	Proficient - School	Proficient - State
Overall		6	100%	0%	50%	0%	50%	50%	42%	7	100%	14%	14%	57%	14%	29%	42%
Female		3	100%	**	**	**	**	**	42%	5	100%	20%	20%	60%	0%	40%	41%
Male		3	100%	**	**	**	**	**	44%	2	100%	**	**	**	**	**	44%
FRL		4	100%	**	**	**	**	**	27%	5	100%	0%	20%	60%	20%	20%	26%
Not-FRL		2	100%	**	**	**	**	**	52%	2	100%	**	**	**	**	**	55%
Students with Disabilities		2	100%	**	**	**	**	**	8%	0	100%	**	**	**	**	**	8%
Limited English Proficient		**	**	**	**	**	**	**	22%	**	**	**	**	**	**	**	6%
Migrant		**	**	**	**	**	**	**	**	**	**	**	**	**	**	**	**
White		6	100%	**	**	**	**	**	43%	5	100%	**	**	**	**	**	43%
African American		**	**	**	**	**	**	**	21%	**	**	**	**	**	**	**	27%
Hispanic		**	**	**	**	**	**	**	34%	**	**	**	**	**	**	**	40%
Asian		**	**	**	**	**	**	**	50%	**	**	**	**	**	**	**	57%
Am. Indian/Native Alaskan		**	**	**	**	**	**	**	38%	**	**	**	**	**	**	**	21%
Pacific Islander		**	**	**	**	**	**	**	67%	**	**	**	**	**	**	**	69%
Two or more races		**	**	**	**	**	**	**	**	**	**	**	**	**	**	**	**

** Data not available, or suppressed.

Grade 6 Math		2017-2018							2016-2017								
Reporting Groups:		Number of Students Tested	Percent of Students Tested	Exceeds Standard	Meets Standard	Near Standard	Substantially Below Standard	Proficient - School	Proficient - State	Number of Students Tested	Percent of Students Tested	Exceeds Standard	Meets Standard	Near Standard	Substantially Below Standard	Proficient - School	Proficient - State
Overall		6	100%	33%	33%	33%	0%	67%	41%	16	100%	6%	25%	38%	31%	31%	39%
Female		4	100%	**	**	**	**	**	42%	9	100%	11%	11%	33%	44%	22%	41%
Male		2	100%	**	**	**	**	**	39%	7	100%	0%	43%	43%	14%	43%	38%
FRL		4	100%	**	**	**	**	**	25%	11	100%	0%	27%	36%	36%	27%	26%
Not-FRL		2	100%	**	**	**	**	**	51%	5	100%	20%	20%	40%	20%	40%	48%
Students with Disabilities		6	100%	33%	33%	33%	0%	67%	7%	3	100%	**	**	**	**	**	6%
Limited English Proficient		**	**	**	**	**	**	**	7%	**	**	**	**	**	**	**	11%
Migrant		**	**	**	**	**	**	**	**	**	**	**	**	**	**	**	**
White		5	100%	**	**	**	**	**	41%	14	100%	**	**	**	**	**	39%
African American		**	**	**	**	**	**	**	22%	**	**	**	**	**	**	**	19%
Hispanic		**	**	**	**	**	**	**	38%	**	**	**	**	**	**	**	32%
Asian		**	**	**	**	**	**	**	57%	**	**	**	**	**	**	**	50%
Am. Indian/Native Alaskan		**	**	**	**	**	**	**	33%	**	**	**	**	**	**	**	33%
Pacific Islander		**	**	**	**	**	**	**	55%	**	**	**	**	**	**	**	41%
Two or more races		**	**	**	**	**	**	**	**	**	**	**	**	**	**	**	**

** Data not available, or suppressed.

2017 - 2018 School Report

Student Data – State Assessments (Grade Level Detail)

English Language Arts

Grade 3 ELA	2017-2018								2016-2017								
	Number of Students Tested	Percent of Students Tested	Exceeds Standard	Meets Standard	Near Standard	Substantially Below Standard	Proficient - School	Proficient - State	Number of Students Tested	Percent of Students Tested	Exceeds Standard	Meets Standard	Near Standard	Substantially Below Standard	Proficient - School	Proficient - State	
Reporting Groups:																	
Overall	3	100%	**	**	**	**	**	50%	15	100%	7%	13%	27%	53%	20%	49%	
Female	2	100%	**	**	**	**	**	55%	8	100%	13%	25%	13%	50%	38%	54%	
Male	1	100%	**	**	**	**	**	46%	7	100%	0%	0%	43%	57%	0%	45%	
FRL	3	100%	**	**	**	**	**	35%	11	100%	0%	9%	27%	64%	9%	35%	
Not-FRL	3	100%	**	**	**	**	**	62%	4	100%	**	**	**	**	**	61%	
Students with Disabilities	3	100%	**	**	**	**	**	13%	4	100%	**	**	**	**	**	12%	
Limited English Proficient	**	**	**	**	**	**	**	32%	**	**	**	**	**	**	**	32%	
Migrant	**	**	**	**	**	**	**	**	**	**	**	**	**	**	**	**	
White	3	100%	**	**	**	**	**	50%	14	100%	**	**	**	**	**	50%	
African American	**	**	**	**	**	**	**	36%	**	**	**	**	**	**	**	36%	
Hispanic	**	**	**	**	**	**	**	46%	**	**	**	**	**	**	**	42%	
Asian	**	**	**	**	**	**	**	57%	**	**	**	**	**	**	**	50%	
Am. Indian/Native Alaskan	**	**	**	**	**	**	**	52%	**	**	**	**	**	**	**	30%	
Pacific Islander	**	**	**	**	**	**	**	59%	**	**	**	**	**	**	**	47%	
Two or more races	**	**	**	**	**	**	**	**	**	**	**	**	**	**	**	**	

** Data not available, or suppressed.

Grade 4 ELA	2017-2018								2016-2017							
	Number of Students Tested	Percent of Students Tested	Exceeds Standard	Meets Standard	Near Standard	Substantially Below Standard	Proficient - School	Proficient - State	Number of Students Tested	Percent of Students Tested	Exceeds Standard	Meets Standard	Near Standard	Substantially Below Standard	Proficient - School	Proficient - State
Reporting Groups:																
Overall	11	100%	9%	18%	18%	55%	27%	53%	8	100%	0%	38%	25%	38%	38%	49%
Female	5	100%	20%	20%	0%	60%	40%	57%	4	100%	**	**	**	**	**	54%
Male	6	100%	0%	17%	33%	50%	17%	49%	4	100%	**	**	**	**	**	45%
FRL	7	100%	0%	0%	29%	71%	0%	38%	7	100%	0%	29%	29%	43%	29%	35%
Not-FRL	4	100%	**	**	**	**	**	65%	1	100%	**	**	**	**	**	60%
Students with Disabilities	3	100%	**	**	**	**	**	11%	2	100%	**	**	**	**	**	10%
Limited English Proficient	**	**	**	**	**	**	**	38%	**	**	**	**	**	**	**	10%
Migrant	**	**	**	**	**	**	**	**	**	**	**	**	**	**	**	**
White	10	100%	**	**	**	**	**	54%	8	100%	**	**	**	**	**	50%
African American	**	**	**	**	**	**	**	43%	**	**	**	**	**	**	**	32%
Hispanic	**	**	**	**	**	**	**	53%	**	**	**	**	**	**	**	44%
Asian	**	**	**	**	**	**	**	54%	**	**	**	**	**	**	**	61%
Am. Indian/Native Alaskan	**	**	**	**	**	**	**	39%	**	**	**	**	**	**	**	37%
Pacific Islander	**	**	**	**	**	**	**	43%	**	**	**	**	**	**	**	76%
Two or more races	**	**	**	**	**	**	**	**	**	**	**	**	**	**	**	**

** Data not available, or suppressed.

Grade 5 ELA	2017-2018								2016-2017							
	Number of Students Tested	Percent of Students Tested	Exceeds Standard	Meets Standard	Near Standard	Substantially Below Standard	Proficient - School	Proficient - State	Number of Students Tested	Percent of Students Tested	Exceeds Standard	Meets Standard	Near Standard	Substantially Below Standard	Proficient - School	Proficient - State
Reporting Groups:																
Overall	6	100%	0%	50%	33%	17%	50%	55%	7	100%	29%	14%	43%	14%	43%	55%
Female	3	100%	**	**	**	**	**	61%	5	100%	40%	20%	40%	0%	60%	62%
Male	3	100%	**	**	**	**	**	50%	2	100%	**	**	**	**	**	49%
FRL	4	100%	**	**	**	**	**	40%	5	100%	20%	0%	60%	20%	20%	37%
Not-FRL	2	100%	**	**	**	**	**	65%	2	100%	**	**	**	**	**	69%
Students with Disabilities	2	100%	**	**	**	**	**	12%	0	100%	**	**	**	**	**	13%
Limited English Proficient	**	**	**	**	**	**	**	27%	**	**	**	**	**	**	**	13%
Migrant	**	**	**	**	**	**	**	**	**	**	**	**	**	**	**	**
White	6	100%	**	**	**	**	**	56%	5	100%	**	**	**	**	**	56%
African American	**	**	**	**	**	**	**	41%	**	**	**	**	**	**	**	36%
Hispanic	**	**	**	**	**	**	**	57%	**	**	**	**	**	**	**	48%
Asian	**	**	**	**	**	**	**	64%	**	**	**	**	**	**	**	65%
Am. Indian/Native Alaskan	**	**	**	**	**	**	**	46%	**	**	**	**	**	**	**	33%
Pacific Islander	**	**	**	**	**	**	**	76%	**	**	**	**	**	**	**	69%
Two or more races	**	**	**	**	**	**	**	**	**	**	**	**	**	**	**	**

** Data not available, or suppressed.

Grade 6 ELA	2017-2018								2016-2017							
	Number of Students Tested	Percent of Students Tested	Exceeds Standard	Meets Standard	Near Standard	Substantially Below Standard	Proficient - School	Proficient - State	Number of Students Tested	Percent of Students Tested	Exceeds Standard	Meets Standard	Near Standard	Substantially Below Standard	Proficient - School	Proficient - State
Reporting Groups:																
Overall	6	100%	50%	17%	17%	17%	67%	53%	16	100%	13%	38%	19%	31%	50%	52%
Female	4	100%	**	**	**	**	**	61%	9	100%	22%	22%	11%	44%	44%	60%
Male	2	100%	**	**	**	**	**	46%	7	100%	0%	57%	29%	14%	57%	45%
FRL	4	100%	**	**	**	**	**	36%	11	100%	0%	36%	27%	36%	36%	37%
Not-FRL	2	100%	**	**	**	**	**	64%	5	100%	40%	40%	0%	20%	80%	63%
Students with Disabilities	6	100%	50%	17%	17%	17%	67%	12%	3	100%	**	**	**	**	**	11%
Limited English Proficient	**	**	**	**	**	**	**	11%	**	**	**	**	**	**	**	5%
Migrant	**	**	**	**	**	**	**	**	**	**	**	**	**	**	**	**
White	5	100%	**	**	**	**	**	54%	14	100%	**	**	**	**	**	53%
African American	**	**	**	**	**	**	**	32%	**	**	**	**	**	**	**	30%
Hispanic	**	**	**	**	**	**	**	54%	**	**	**	**	**	**	**	51%
Asian	**	**	**	**	**	**	**	62%	**	**	**	**	**	**	**	57%
Am. Indian/Native Alaskan	**	**	**	**	**	**	**	42%	**	**	**	**	**	**	**	44%
Pacific Islander	**	**	**	**	**	**	**	65%	**	**	**	**	**	**	**	53%
Two or more races	**	**	**	**	**	**	**	**	**	**	**	**	**	**	**	**

** Data not available, or suppressed.



Proven Expertise and Integrity

INDEPENDENT AUDITORS' REPORT ON INTERNAL CONTROL OVER
FINANCIAL REPORTING AND ON COMPLIANCE AND OTHER MATTERS
BASED ON AN AUDIT OF FINANCIAL STATEMENTS PERFORMED IN
ACCORDANCE WITH GOVERNMENT AUDITING STANDARDS

School Board
Lakeview Union School District #43
Lakeview, Vermont

We have audited, in accordance with the auditing standards generally accepted in the United States of America and the standards applicable to financial audits contained in *Government Auditing Standards* issued by the Comptroller General of the United States, the financial statements of the governmental activities, each major fund and the aggregate remaining fund information of the Lakeview Union School District #43 as of and for the year ended June 30, 2018, and the related notes to the financial statements, which collectively comprise the Lakeview Union School District #43's basic financial statements, and have issued our report thereon dated December 27, 2018.

Internal Control Over Financial Reporting

In planning and performing our audit of the financial statements, we considered the Lakeview Union School District #43's internal control over financial reporting (internal control) to determine the audit procedures that are appropriate in the circumstances for the purpose of expressing our opinions on the financial statements, but not for the purpose of expressing an opinion on the effectiveness of the Lakeview Union School District #43's internal control. Accordingly, we do not express an opinion on the effectiveness of the Lakeview Union School District #43's internal control.

A deficiency in internal control exists when the design or operation of a control does not allow management or employees, in the normal course of performing their assigned functions, to prevent, or detect and correct, misstatements on a timely basis. A *material weakness* is a deficiency, or a combination of deficiencies, in internal control, such that there is a reasonable possibility that a material misstatement of the entity's financial statements will not be prevented or detected and corrected on a timely basis. A *significant deficiency* is a deficiency, or a combination of deficiencies, in internal control that is less severe than a material weakness, yet important enough to merit attention by those charged with governance.

3 Old Orchard Road, Buxton, Maine 04093
Tel: (800) 300-7708 (207) 929-4606 Fax: (207) 929-4609
www.rhrsmith.com

Our consideration of internal control was for the limited purpose described in the first paragraph of this section and was not designed to identify all deficiencies in internal control that might be material weaknesses or, significant deficiencies. Given these limitations, during our audit we did not identify any deficiencies in internal control that we consider to be material weaknesses. However, material weaknesses may exist that have not been identified.

Compliance and Other Matters

As part of obtaining reasonable assurance about whether the Lakeview Union School District #43's financial statements are free from material misstatement, we performed tests of its compliance with certain provisions of laws, regulations, contracts, and grant agreements, noncompliance with which could have a direct and material effect on the determination of financial statement amounts. However, providing an opinion on compliance with those provisions was not an objective of our audit, and accordingly, we do not express such an opinion. The results of our tests disclosed no instances of noncompliance or other matters that are required to be reported under *Government Auditing Standards*.

Purpose of this Report

The purpose of this report is solely to describe the scope of our testing of internal control and compliance and the results of that testing, and not to provide an opinion on the effectiveness of the entity's internal control or on compliance. This report is an integral part of an audit performed in accordance with *Government Auditing Standards* in considering the entity's internal control and compliance. Accordingly, this communication is not suitable for any other purpose.

RHR Smith & Company

Buxton, Maine
Vermont Registration No. 092.0000697
December 27, 2018

LAKEVIEW UNION SCHOOL DISTRICT #43

BUDGETARY COMPARISON SCHEDULE - BUDGETARY BASIS
 BUDGET AND ACTUAL - GENERAL FUND REVENUES
 FOR THE YEAR ENDED JUNE 30, 2018

	<u>Original Budget</u>	<u>Final Budget</u>	<u>Actual Amounts</u>	<u>Variance Positive (Negative)</u>
Resources (Inflows):				
Intergovernmental revenues:				
State education spending grant	\$ 1,224,093	\$ 1,224,093	\$ 1,214,615	\$ (9,478)
Erate	14,680	14,680	-	(14,680)
Small school	85,000	85,000	86,340	1,340
Lunch - State	-	-	390	390
Breakfast - State	-	-	197	197
Lunch - Federal	23,000	23,000	23,616	616
Breakfast - Federal	11,000	11,000	10,425	(575)
Commodities	2,000	2,000	2,294	294
Tuition	-	-	28,200	28,200
Charges for services:				
Services to Vermont LEAs	36,000	36,000	58,964	22,964
Adult meals	1,000	1,000	2,489	1,489
Interest income	4,000	4,000	24,214	20,214
Miscellaneous:				
Other receipts	-	-	1,417	1,417
Amounts Available for Appropriation	<u><u>\$ 1,400,773</u></u>	<u><u>\$ 1,400,773</u></u>	<u><u>\$ 1,453,161</u></u>	<u><u>\$ 52,388</u></u>

See accompanying independent auditors' report and notes to financial statements.

LAKEVIEW UNION SCHOOL DISTRICT #43

SCHEDULE OF DEPARTMENTAL OPERATIONS - GENERAL FUND
FOR THE YEAR ENDED JUNE 30, 2018

	Original Budget	Final Budget	Actual	Variance Positive (Negative)
Instruction -				
General education	\$ 671,780	\$ 630,168	\$ 669,647	\$ (39,479)
Special education	12,500	88,258	99,427	(11,169)
Athletics	746	746	836	(90)
	<u>685,026</u>	<u>719,172</u>	<u>769,910</u>	<u>(50,738)</u>
Student / instructor support -				
Guidance	38,918	51,521	58,881	(7,360)
Health services	11,207	11,044	10,782	262
Psychological services	9,500	7,188	7,188	-
Speech services	9,000	8,621	8,621	-
Occupational therapy services	1,500	1,459	1,459	-
Improvement of instruction	6,630	11,667	13,012	(1,345)
Library / media services	21,255	50,239	72,081	(21,842)
Technology integration	44,254	8,821	4,270	4,551
	<u>142,264</u>	<u>150,560</u>	<u>176,294</u>	<u>(25,734)</u>
Administration -				
School Board	22,580	12,398	7,989	4,409
Office of Superintendent	17,000	16,530	16,530	-
Office of Principal	180,232	178,093	169,737	8,356
Special education administration	4,000	3,491	3,491	-
Business office / human resources	43,500	56,919	56,942	(23)
Technology administration	37,500	32,150	31,841	309
	<u>304,812</u>	<u>299,581</u>	<u>286,530</u>	<u>13,051</u>
Operations -				
Operations and maintenance	150,981	115,468	90,227	25,241
Student transportation	42,500	40,868	35,496	5,372
Food service	75,190	75,124	70,577	4,547
	<u>268,671</u>	<u>231,460</u>	<u>196,300</u>	<u>35,160</u>
Miscellaneous -				
Other outlays and prior year adjustments	-	-	764	(764)
TOTAL DEPARTMENTAL OPERATIONS	<u>\$ 1,400,773</u>	<u>\$ 1,400,773</u>	<u>\$ 1,429,798</u>	<u>\$ (29,025)</u>

See accompanying independent auditors' report and notes to financial statements.

Lakeview Union Elementary School

2017-2018 Employee Report

This is a comprehensive list of all contracted employee earnings for the fiscal year.

Name	Description	FTE	Position Days	Contract Amount	Stipend Amount	Total Amount
Campos, Leslie S	Grade 5 & 6	1.00	185	\$ 62,473	\$ 1,380	\$ 63,853
Casavant, Caroline B	Grade 2 & 3	1.00	185	\$ 62,473	\$ 3,300	\$ 65,773
Erwin, Eric J	Principal	1.00	225	\$ 78,090	\$ -	\$ 78,090
Greaves, Kim S	Treasurer	-	260	\$ -	\$ 1,140	\$ 1,140
Lingenfelter, Stefanie	Guidance Counselor	0.40	57	\$ 16,958	\$ -	\$ 16,958
Marian, Kristen A	Music	0.90	185	\$ 46,949	\$ 4,000	\$ 50,949
Perron, Brian A	Custodian	0.50	186	\$ 9,508	\$ -	\$ 9,508
Pollard, Catherine M	Kindergarten	1.00	185	\$ 64,176	\$ 1,800	\$ 65,976
Preston, Tammy	School Nurse	0.20	37	\$ 9,465	\$ -	\$ 9,465
Romaine, Richard D	Custodian	0.63	185	\$ 12,839	\$ -	\$ 12,839
Rowell, Carol A.F.	Library & Media Specialist	0.80	185	\$ 43,095	\$ -	\$ 43,095
Roy, Jeff M	Food Service Manager	1.00	260	\$ 43,930	\$ -	\$ 43,930
Sedore, Lisa A	Grade 1	1.00	185	\$ 53,331	\$ -	\$ 53,331
Slayton, Danielle R	Grade 4	1.00	185	\$ 37,287	\$ -	\$ 37,287
Wheeler, Lorelei J	Admin Asst/Registrar	1.00	205	\$ 29,258	\$ 1,530	\$ 30,788
			Total:	\$569,833	\$13,150	\$582,983

ONLINE COPY

Lakeview Union School District #43

2019-2020 (FY20) Budget Notes

The proposed FY20 budget brings an increase of under one cent \$0.0068 in the actual homestead tax rate for Greensboro and an increase of just under sixteen cents \$0.1594 in the actual homestead tax rate for Stannard.

Greensboro's Actual Homestead tax rate = \$0.7422 per \$100 of assessed value, an increase of \$0.0068 per \$100 of assessed home value. This translates to an estimated increase of \$6.80 on a house valued at \$100,000.

Stannard's Actual Homestead tax rate = \$1.0309 per \$100 assessed value, an increase of \$0.1594 per \$100 of assessed home value. This translates to an estimated increase of \$159.45 on a house valued at \$100,000.

Some points of interest that affect the budget include the following:

REVENUES

- We are anticipating receiving the Small Schools Grant for FY20 in the amount of \$97,163. This is an estimate based on the equalized pupil calculations provided by the Agency of Education.

EXPENSES

- All support services / special education provided by the Supervisory Union are now expensed through Fiscal Services and not in their programmatic area. This is due to a guidance provided by the Agency of Education to assist in reporting requirements at the Federal Level. You will see an increase in Fiscal Services due to this change and a reduction in other functional areas.
- Reduction in Ed Media is due to not sharing staff with another school so the position was reduced in FY19 to only the needs of Lakeview Union School District and Budgeted that way in FY20

SUMMARY

- Total expenditures are up \$65,066.
- Local Revenues are down (\$22,031).
- This results in a \$87,097 increase in Education Spending.
- Equalized Pupils are down (2.38).
- Education Spending per Equalized Pupil is increasing 11.22%.
- All of this contributes to the increase in the tax rate which can be better understood by following the tax rate calculations and explanations.

Voters are encouraged to review the 2017-2018 Lakeview Union School District Report to learn more about the educational programming and goals that will be supported by this budget.

Lakeview Union School District

FY20 BUDGET

	FY16 Actual	FY17 Actual	FY18 Actual	FY19 Approved	FY20 Proposed	Variance (\$)
REVENUE						
Local Sources	20,348	74,556	54,904	65,500	70,800	5,300
SU Sources	37,761	40,011	34,628	32,000	32,000	0
State Sources	1,555,387	1,435,632	1,300,955	1,248,324	1,348,584	100,260
Federal Sources	2,869	2,865	2,294	2,000	2,000	0
Other Sources	33,699	987	60,380	40,494	0	(40,494)
TOTAL REVENUE	1,650,064	1,554,050	1,453,161	1,388,318	1,453,384	65,066
EXPENDITURES						
General Ed Instruction	626,067	672,055	669,646	646,996	675,661	28,665
Special Ed Instruction	254,295	236,462	99,427	79,000	0	(79,000)
Athletics Instruction	449	531	836	1,046	1,458	412
TOTAL INSTRUCTION	880,811	909,049	769,909	727,042	677,119	(49,923)
Guidance	38,852	33,355	58,881	73,634	68,988	(4,646)
Health Services	10,678	10,455	10,782	13,670	12,643	(1,027)
Psychological Services	7,098	5,735	7,188	7,300	0	(7,300)
Speech Services	16,424	10,642	8,621	7,300	0	(7,300)
Occupational Therapy Services	4,961	6,231	1,459	1,900	0	(1,900)
Physical Therapy/IEP Services	14,322	17,835	0	0	0	0
Improvement of Instruction	4,651	7,186	13,012	11,787	0	(11,787)
Library/Media Services	38,778	17,934	72,081	55,595	30,455	(25,140)
Technology Integration	13,865	43,448	4,270	0	250	250
TOTAL STUDENT/ INSTRUCTOR SUPPORT	149,629	152,821	176,295	171,186	112,336	(58,850)
School Board	11,413	17,585	7,989	15,870	9,816	(6,055)
Office of Superintendent	15,371	17,215	16,530	16,900	0	(16,900)
Office of Principal	161,780	161,273	169,737	157,545	187,562	30,017
SPED Administration	7,262	7,091	3,491	2,900	0	(2,900)
Fiscal Services	36,128	42,801	56,942	56,400	304,820	248,420
Technology Administration	21,781	25,692	31,841	31,200	1,030	(30,170)
Grants Administration	1,057	485	0	0	0	0
TOTAL ADMINISTRATION	254,792	272,142	286,530	280,815	503,227	222,412
Operations & Maintenance	111,391	78,284	90,227	85,590	82,083	(3,507)
Student Transportation	77,968	71,693	35,496	46,200	3,000	(43,200)
Food Service	64,173	77,749	70,577	77,485	75,619	(1,866)
Fund Transfers/ PY Adjustments	17,460	122,119	764	-	-	-
TOTAL OPERATIONS	270,992	349,844	197,065	209,275	160,702	(48,573)
TOTAL EXPENDITURES	1,556,225	1,683,856	1,429,798	1,388,318	1,453,384	65,066
REVENUE LESS EXPENDITURES	93,840	(129,805)	23,363	0	0	0

**Lakeview Union School District
Tax Calculation**

	FY14	FY15	FY16	FY17	FY18	FY19	FY20
Total Expenditures	3.5%	5.7%	3.3%	-2.3%	-8.5%	-0.9%	4.7%
Local Revenues	13.5%	8.1%	-20.2%	26.4%	-56.5%	26.8%	-9.8%
Education Spending	0.4%	4.8%	11.8%	-9.7%	8.9%	-4.9%	7.5%
Equalized Pupils	-6.7%	1.7%	6.3%	-1.0%	2.2%	-5.9%	-3.2%
Education Spending/Equalized Pupil	7.6%	3.0%	5.2%	-8.8%	6.6%	1.1%	11.22%
CLA	-7.7%	3.1%	-1.0%	2.6%	4.7%	-3.1%	8.1%
Equalized Tax Rate (ETR)	1.5881	1.6807	1.7531	1.5753	1.6028	1.6723	1.7163
% ETR Increase over PY	8.3%	5.8%	4.3%	-10.1%	1.7%	4.3%	7.1%

	FY14	FY15	FY16	FY17	FY18	FY19	FY20	Change
1 Total Expenditures	1,433,916	1,515,415	1,566,101	1,530,287	1,400,773	1,388,318	1,453,384	65,066
2 Local Revenues	372,089	402,373	321,220	405,865	176,680	223,994	201,963	(22,031)
3 Education Spending	1,061,827	1,113,042	1,244,881	1,124,422	1,224,093	1,164,324	1,251,421	87,097
4 Equalized Pupils	68.70	69.90	74.32	73.58	75.17	70.74	68.36	(2.38)
5 Ed Spending per Eq Pupil	15,460	15,923	16,750	15,282	16,284	16,459	18,306	1,847
Base Education Amount	9,151	9,285	9,459	9,701	10,160	9,842	10,666	824
6 District Spending Adjustment	168.949%	171.495%	177.083%	157.526%	160.279%	167.234%	171.633%	4.398%
Base Tax Rate	0.94	0.98	0.99	1.00	1.00	1.00	1.00	0
7 Equalized Homestead Tax Rate	1.5881	1.6807	1.7531	1.5753	1.6028	1.6723	1.7163	0.0440
Green % EqPup in union district	51.07%	50.45%	50.95%	49.39%	49.18%	44.51%	44.27%	-0.24%
Green share of Eq Home Tax Rate	0.8110	0.8479	0.8932	0.7780	0.7883	0.7443	0.7598	0.0155
8 Greensboro - CLA	102.86%	105.13%	100.11%	100.40%	100.40%	101.22%	102.37%	1.15%
9 Actual Homestead Tax Rate	0.7885	0.8065	0.8922	0.7749	0.7851	0.7354	0.7422	0.0068
Stann % EqPup in union district	38.90%	38.79%	40.93%	37.01%	38.72%	48.92%	58.79%	9.87%
Stann share of Eq Home Tax Rate	0.6178	0.6519	0.7175	0.5830	0.6206	0.8181	1.0090	0.1909
8 Stannard - CLA	95.57%	98.54%	97.59%	94.79%	94.79%	93.88%	97.88%	4.00%
9 Actual Homestead Tax Rate	0.6464	0.6616	0.7353	0.6151	0.6547	0.8714	1.0309	0.1594

Cut/add 1c to equalized homestead tax rate
(both Greensboro, Stannard)

Homestead 100,000

Greensboro
Stannard

Tax increase \$ 6.80
Tax increase \$ 159.45

Lakeview Union School District Tax Rate Calculation Description

Row # Explanation

- 1 Total Expenditures represents the money spent to operate all school district programs, functions, and services.
- 2 Local Revenues represents non-property income tax revenue.
- 3 Education Spending (ES) is row #1 minus row #2. It represents the amount to come from the State Education Fund.
- 4 Equalized Pupils (EP) represents the average of the district's students for the prior two years, weighted based on a variety of factors, such as for PreK, poverty, English Language Learner (ELL), and secondary students.
- 5 Educational Spending (ES) per Equalized Pupil (EP) is row #3 divided by row #4.
- 6 District Spending Adjustment represents the percentage a district's ES/EP to the Property Yield. The property yield (formally the base ES per EP) is a term from ACT 46. It represents the amount of education spending per equalized student that can be supported by \$1.00 of homestead property tax on the statewide grand list. The yield is divided into row #5 to determine the adjustment. The yield is ultimately set by the legislature. At the time of this printing this is the current estimated yield for the fiscal year.
- 7 Equalized Homestead Tax Rate is the District Spending Adjustment (row #6) multiplied by the base tax rate of \$1.00. It represents the homestead tax rate that is equalized across all towns based on each town's level of spending.
- 8 Common Level of Appraisal (CLA) represents the relationship of each town's grand list is to market value. 100% means that a town's grand list is at market value. The CLA is calculated by the state based on actual property sales in a community throughout the year and is used in the tax calculation to represent fairness across all towns in the state.
- 9 Actual Homestead Tax Rate is row #7 divided by row #8 and represents what the homestead education property tax is that will appear on each town's property tax bill.

Please understand that these calculations are estimates since the legislature has not yet set the final property yield.

LAKEVIEW UNION SCHOOL DISTRICT #43

Annual Meeting Minutes March 8, 2018

The legal voters of Lakeview Union School District #43 consisting of the Greensboro Town School District and the Stannard Town School District, Vermont, met at the Lakeview Union School Gymnasium in the Town of Greensboro, Vermont, on Thursday, March 8, 2018 at 7:00 p.m. 33 registered voters and guests assembled. Mike Metcalf called the meeting to order at 7:00 PM for voters to act on the following articles:

Article 1: To elect the following school district officers for the ensuing year:

- **School District Meeting Moderator** - Currently held by, Mike Metcalf. Victoria Von Hessert nominated Mike Metcalf. No other nominees. Vote of "aye" was unanimous.
- **District Clerk** - Currently held by, Lorelei Wheeler. Victoria Von Hessert nominated Lorelei Wheeler. No other nominees. Vote of "aye" was unanimous.
- **District Treasurer** - Currently held by, Kim Greaves. Rob Hurst nominated Kim Greaves. Seconded by Carolyn Kehler. No other nominees. Tim Nisbet moved that the clerk cast one ballot for Kim Greaves. Kim is Treasurer.
- **Alternate District Treasurer** - Currently held by, Barbara Brook. Dylan Laflam nominated Barbara Brook. Seconded by Tara Reynolds. No other nominees. Tim Nisbet moved that the clerk cast one ballot for Barbara Brook. Barbara is the Alternate Treasurer.

Article 2: Shall the voters of the school district authorize the following salaries to be paid for the officers and directors of the school district?

School Board Chair	\$ 000.00 / yr	District Treasurer	\$ 570.00 / yr
School Board Member	\$ 000.00 / yr	Alternate District Treasurer	\$ 25 per signing sess.
		District Clerk	\$ 30.00/ yr

Tara Reynolds moved to accept the salaries as listed. Trish Alley seconded. Vote of "aye" was unanimous.

Article 3: To hear and act upon the reports of the Lakeview Union School District #43 officers and directors.

Victoria Von Hessert moved to accept the reports. Jerilyn Virden seconded. Discussion - Victoria presented a slideshow highlighting staff and student learning this year. Staff had Informed Trauma training to improve all their students' successes. Learning Outcomes were developed and implemented. Board activities included framing oversight procedure, contributing and submitting a Nov. 2017 Act 46 Merger planning alternative structure plan for all OSSU schools to the State. The Secretary of State will outline in June 2018 a plan, the State Board of Education will review and notify schools of acceptance/next steps in November 2018.

A main building septic feasibility study found the system is working fine, but it would require an overhaul if expansion takes place. Plans for a large facility renovation are on hold due to funding constraints and student population declines. Repairs and upgrades on a smaller scale will take place using some of the Maintenance Reserve Fund. The Small Schools Grant due in June 30, will be applied for, citing geographic isolation. Lakeview and Woodbury applied for a 21st Century Community Learning Center Grant together. After school programs and enrichment would be funded initially by the grant, then sustained by the local budgets by the end of the four year grant (2021-2022). Quality education for students in instruction and support at a cost the communities can afford is the board's goal. Vote of "aye" was unanimous.

Article 4: Shall the voters of the school district approve the school board to expend \$1,388,318.00, which is the amount the school board has determined to be necessary for the ensuing fiscal year? It is estimated that this proposed budget, if approved, will result in education spending of \$16,459.00

LAKEVIEW UNION SCHOOL DISTRICT #43 Annual Meeting Minutes

per equalized pupil. This projected spending per equalized pupil is 1.07% higher than spending for the current year.

Dylan Laflam moved to approve the expense of \$1,388,318.00. Tim Nisbet seconded.

Discussion - Health care costs paid in, returned monies and savings with the new 2018 coverage plan were discussed. Two versions of the budget were crafted before this proposed one in front of voters. Level funding last year's budget while taking into account salary, benefit increases put the per pupil spending over the limit, resulting in penalties dollar for dollar of the per pupil cost. Cuts of \$200,000.00 were made across the board. Field trips, art supplies, maintenance supplies, 1.6 paraeducator time, Four Winds, and one .5 custodian were cut in the next version. Version 3 saw maintenance reduced by \$50,000.00, .5 time custodian remained, .2 library media was cut, .5 para time was cut, one special educator was cut. Budget overall breaks down to approx. 55% spent on Instruction, 18% Office, 25% Maintenance and support. Last year's surplus fund balance was applied to the budget to keep the tax rate down. Savings also were realized in OSSU budget share was lower due to fewer special education costs. Greensboro tax payers will see a .04 decrease. Stannard will see a small increase in effective tax rate or .07. Stannard used reserved surplus funds to offset a greater increase and plans to do so again in the next couple of years.

Looking ahead the goal is to enhance after school programming and enrich student learning. The board intends to keep our school open, but we must also explore options if this cannot be done in a reasonable, financial sound matter.

Mateo Kehler addressed the 'elephant in the room' of declining student numbers. All OSSU schools are seeing declines in pupil numbers, not just Lakeview. If student numbers do not increase, we have to have a plan. Conversations with Craftsbury and Albany Schools are taking place to explore options. Other scenarios include Lakeview as a building for younger children, while another building could house an OSSU wide middle school. The Agency of Education wants to see new ways to get it all figured out and improve efficiency as well as educational successes. In FY20 the intent is to apply for Small Schools grant money citing academic excellence. Keeping in a dialog with community, the select boards and municipal boards to sustain our school and community. The draft of Greensboro's Town plan could include affordable housing districts to entice families to move here. Ideas of a town wastewater treatment system of some kind are also conjectured but not clear at this time.

Bobbie Nisbet questioned the extensive needs of students facing trauma that we support daily. What's the percentage of trauma students supported in a day? Is it 5% or greater? Is there some way the state could reimburse schools for the extra support time/resources necessary to insure even minor student progress? Trish Alley conjectured that other programs in the area might be beneficial. Ways community and volunteers can support the school were discussed. Proposed budget is under the Governor's requested less than 2% increase. Dylan mentioned it is drastic without removing Lakeview's heart and soul. Discussion ceased. Vote of "aye" was unanimous.

Article 5: Shall the voters of the school district authorize its school board to borrow money pending the receipt of payments from the member districts and state funds as provided in Title 16 of the Vermont Statutes?

Dylan Laflam moved to authorize. Tim Nisbet seconded. Vote of "aye" was unanimous.

Article 6: To transact any other business that may legally come before this meeting

Tim Nisbet moved to adjourn, Carolyn seconded. Vote of "aye" was unanimous. Vote was unanimous.

District Clerk Hailey Wheeler Date: 3-9-18



Hazen Union School District #26

2019 Annual School District Meeting Materials

2017 – 2018 School Report
2018 Financial Report (July 1, 2017 – June 30, 2018)
2020 Proposed Budget (July 1, 2019 – June 30, 2020)

Important Dates

February 25, 2019 7:00 PM
FY20 Budget Meeting followed
by the Annual School District
Meeting in the HUS Auditorium

March 5, 2019

Australian Ballot Budget Vote in
Member Towns

Administration

Principal David Perrigo
Superintendent Joanne LeBlanc

School Board

Steven Freihofner, Chair, Woodbury
Andrew Meyer, Vice-Chair, Hardwick
Amy Holloway, Clerk, Hardwick
Mike Metcalf, Greensboro
MacNeil, Greensboro
Ceilidh Galloway-Kane, Hardwick
Marc Tod DeLaricheliere, Hardwick
Chance Payette, Woodbury
Audrey Grant, Student rep
Elijah Lew-Smith, Student rep

WARNING

HAZEN UNION SCHOOL DISTRICT #26

1. PUBLIC INFORMATIONAL HEARING ON THE FY20 BUDGET on February 25, 2019 at 7:00 p.m.

AND

2. ANNUAL SCHOOL DISTRICT MEETING on February 25, 2019 upon the adjournment of the public informational hearing on the FY20 budget, but no earlier than 7:30 p.m.

1. The legal voters of Hazen Union School District No. 26 consisting of the Town School Districts of **Greensboro, Hardwick and Woodbury** are hereby warned to meet for the Hazen Union School District #26 **Public Informational Hearing on the FY20 Budget** at the Hazen Union Auditorium, Hardwick, Vermont on Monday, **February 25, 2019** at 7:00 p.m. for discussion on the school district's proposed FY20 budget as required by Title 17 VSA 2680 (g).
2. The legal voters of Hazen Union School District No. 26 consisting of the Town School Districts of **Greensboro, Hardwick and Woodbury** are hereby warned to meet for the **Annual School District Meeting** at the Hazen Union Auditorium, Hardwick, Vermont on Monday, February 25, 2019 to transact the following articles of business. The annual school district meeting will be called to order upon the adjournment of the public informational hearing on the FY20 budget, but no earlier than 7:30 p.m.

Article 1: To elect the following school district officers for the ensuing year:

- School District Meeting Moderator
- District Clerk
- District Treasurer
- Alternate District Treasurer

Article 2: Shall the voters of the school district authorize the following salaries to be paid for the officers and directors of the school district?

School Board Chair	\$ 0 / yr	District Treasurer	\$2500/ yr
School Board Member	\$ 0 / yr	Alternate District Treasurer	\$ 96.00 per payroll worked
		District Clerk	\$ 25.00 / yr

Article 3: To hear and act upon the reports of the Hazen Union School District No. 26 officers and directors.

Article 4: Shall the voters of the school district authorize its school board to borrow money pending the receipt of payments from the member districts and state funds as provided in Title 16 of the Vermont Statutes?

Article 5: Shall the voters of the school district approve the school board to expend \$6,674,487, which is the amount the school board has determined to be necessary for the ensuing fiscal year? It is estimated that this proposed budget, if approved, will result in education spending of \$18,284 per equalized pupil. This projected spending per equalized pupil is 2.64% higher than spending for the current year. (Voting by Australian Ballot on Tuesday, March 5, 2019)

Article 6: To see if the voters of the school district will authorize the school board to transfer \$164,218 of unobligated year end fund balance as of June 30, 2018 to the reserve fund established pursuant to Title 24, Section 2804 to be used for early retirement of current expense note.

Article 7: To determine whether to authorize the Board of School Directors, pursuant to the provisions of 16 V.S.A §563(10) & (11)(C), to provide mailed notice to residents of the availability of the Annual Report and

WARNING
HAZEN UNION SCHOOL DISTRICT #26

1. PUBLIC INFORMATIONAL HEARING ON THE FY20 BUDGET on February 25, 2019 at 7:00 p.m.
AND
2. ANNUAL SCHOOL DISTRICT MEETING on February 25, 2019 upon the adjournment of the public informational hearing on the FY20 budget, but no earlier than 7:30 p.m.

proposed school budget in lieu of distributing the Annual Report and proposed budget.

Article 8: To transact any other business that may legally come before this meeting.

Voting on the aforementioned Article 5 will be by Australian Ballot on Tuesday, March 5, 2019 between the hours of


- a. Nine (9) o'clock in the forenoon (a.m.) at which time the polls will open and seven (7) o'clock in the afternoon (p.m.) at which time the polls will close at the polling places for the following member towns:
Hardwick: Hardwick Town School Gymnasium, Hardwick, VT
Woodbury: Woodbury Elementary School Gymnasium, Woodbury, VT





- b. Between the hours of ten (10) o'clock in the forenoon (a.m.) at which time the polls will open and seven (7) o'clock in the afternoon (p.m.) at which time the polls will close at the polling place for the following member town:
Greensboro: Highland Center for the Arts, Greensboro, VT

Upon closing of the polls, the ballot boxes will be sealed, reopened at the polling place in the town of Hardwick, the ballots commingled and publicly counted.

The legal voters of the Hazen Union School District No. 26 are further notified that voter qualification, registration and absentee voting relative to said meeting shall be as provided in Chapter 43 of Title 17, Vermont Statutes Annotated.

Dated at Hardwick, Vermont this 14th day of January, 2019:



 MacNeil
 CHANE PAYETTE
 Andrew Meyer
 Michael Metcalf

Hazen Union School District #26 School Board Directors

Attest:  TESS MARTIN
District Clerk

Date: 01/15/2019



School Board Report

In our Annual Report last year we described some important changes in the way students learn at Hazen Union. Those changes include “personalized learning plans” and “flexible pathways” as part of a student’s educational experience. Individual students, with the help of faculty and staff, now have more of a hand in charting the course of their education, as well as the opportunity to pursue their education through hands-on community involvement outside the traditional classroom setting. Now, a student’s progress in gaining a solid education is measured in terms of acquiring certain “proficiencies”, rather than how much “seat time” a student spends in a classroom. These new aspects of a student’s education are in addition to, but cannot replace learning that takes place in a classroom.

Hazen Union classrooms are housed in a building that is now 48 years old. For a 48-year-old, the building has weathered well; good maintenance and timely improvements (the installation of wood-chip and oil fired boiler systems, to name some) deserve credit.

But some building features need more than just regular maintenance. One good example is Hazen’s heating, ventilation and air condition system (HVAC), which has significant challenges. This system is largely run by pneumatic control, which is essentially an array of small air tubes that run around the building. But the tubes have many small leaks and, as a result, the compressors run almost continuously. Pneumatic systems are old technology. The solution is to replace that system with updated digital controls. Moreover, the air conditioning system in the auditorium and offices have not worked for about 25 years. The list of significant issues goes on and on. It is evident that the HVAC system should be completely renovated at some point – perhaps sooner than later.

The HVAC is not the only system that demands more attention than just regular maintenance. The electrical system, large parts of the roof and several other building features are now ready for substantial renovation or replacement. All these are signs that it is time to step back, and determine how to make the building serviceable for the next few decades, at an affordable cost.

But thinking about renovations requires a vision of community needs, too. Just as Hazen students benefit from educational experiences outside the classroom, how can the Hazen community benefit from building renovations at Hazen? Can renovations be made with potential community use in mind? Are there outside partners that could use Hazen premises for learning experiences? What kind of improvements in the arts, sciences and other spaces will draw students to Hazen and benefit the community?

For these and other questions, guidance must surely come from all “stakeholders” in Hazen’s future - that is, the community in general, Hazen’s partners in education, students, teachers, parents, businesses, community organizations, and just about anyone or any organization that has an interest in this community’s future as a vibrant economic and learning center. As we ponder the future of this 48-year-old institution, gathering that guidance will be a central focus of the Hazen Union School Board.

Hazen Union School Board of Directors



David Perrigo, Principal
 126 Hazen Union Drive
 Hardwick, VT 05843
 (802) 472-6511
<http://www.hazen.ossu.org/>

2017 - 2018 School Report

Vision & Mission

Hazen Union empowers all students with the knowledge, skills and disposition needed to successfully follow their passions, realize their dreams, build lasting relationships in service to our local and global communities, and become successful in college, their careers, and their lives. The core values of equity, excellence, and community guide Hazen's mission. Hazen provides individualized and meaningful learning experiences through a safe, healthy environment that supports growth, innovation and unity.

Principal's Message

I am very grateful to the greater Hazen community for the warm welcome I have received since arriving here this year as principal of Hazen Union School, home of our wonderful Wildcats. I am enormously impressed with the strength of commitment that this community has to providing a high quality, 21st Century education for its young people. I have extremely high hopes for the future of Hazen Union.

Hazen has been working hard over the last several years at developing strong connections to the larger community. Our communities offer so many rich, real life opportunities for helping young people grow and feel connected. Students are involved in site based learning experiences, internships, and community service projects. Our families need to be included in meaningful ways as valued partners in helping grow our young people. When schools and their communities are connected in meaningful ways everyone benefits. Feeling connected to something greater than ourselves is fundamental to living meaningful lives.

Families entrust the most precious part of themselves, their children, to schools. It is an awesome responsibility and one that Hazen Union takes very seriously. We are working hard to ensure that Hazen is a school that believes in all its children, honors and values their differences, supports them unconditionally, and is guided by the vicissitudes of care, love, and thoughtfulness. We invite you to be our partners in this important work.

Recent Successes

- 7th Grade Students, in response to a book they read, conceived, organized, and carried out 'The Long Walk to Water, a funds and consciousness raising activity that involved 45 students walking 10 miles from Hazen Union to Caspian Lake, an activity that has raised over \$5000 for aid to South Sudan.
- Expanded J-term, a blend of flexible pathways, student choice, and proficiency-based learning to allow all Hazen students 7-12 to pursue their passions and interests.
- Received a grant for \$250,000 from the Northern Borders Regional Commission to establish a Career and Artisanship Academy at Hazen Union
- Initiated the 'Career Cafe,' a weekly event that brings members of the local community to share information and experiences across a range of diverse careers
- Two Hazen teachers, world Languages teacher, Anja Pfeffer and special educator, Kelly Locke, were both nominated as the OSSU outstanding teacher of the year awarded by the University of Vermont

Needs Assessment

- Personalize learning by facilitating student engagement and empowering student voice.
- Cultivate a safe and healthy school culture to facilitate learning for all individuals.
- Build positive family – school – community partnerships.
- Build a multi-tiered system of support which is responsive to individual learners' needs and holds both students and adults accountable for continuous student improvement.
- Establish a robust multi-tiered system of supports (MTSS) to teach and respond to behavioral needs
- Collaboratively develop curriculum, assessment, and instructional practices to promote a proficiency based system of learning.
- Establish individual Personalized Learning Plans for every student grades 7 - 12, and a portfolio of authentic evidence which documents their growth.
- Every high school senior will take advantage of at least one flexible pathway opportunity during their high school years.
- Increase participation at Hazen and in the community in ways that enhance a sense of belonging.



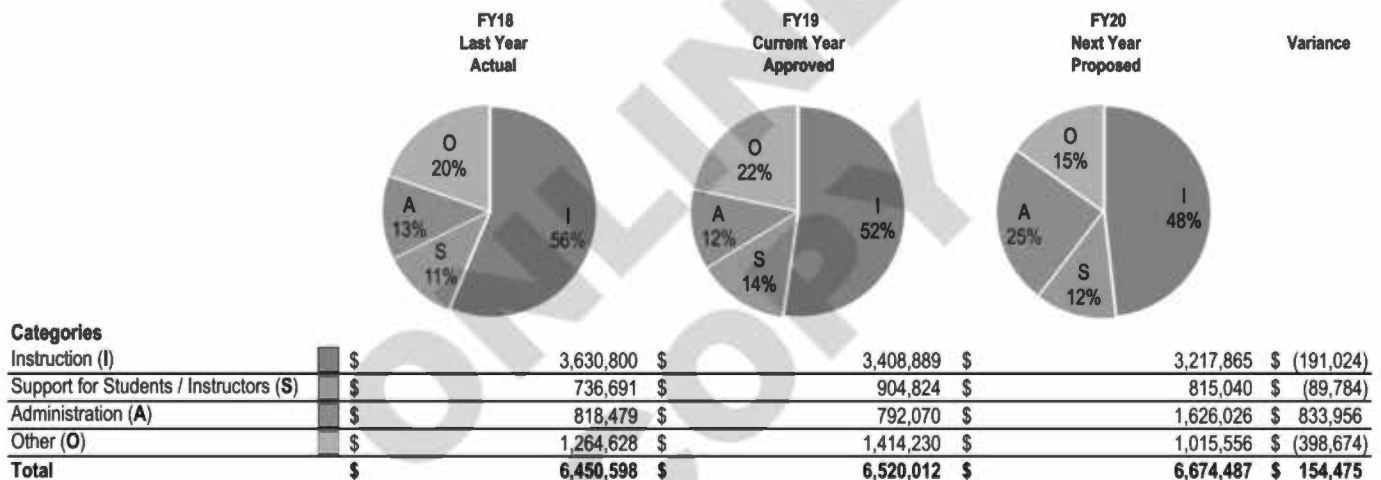
David Perrigo, Principal
 126 Hazen Union Drive
 Hardwick, VT 05843
 (802) 472-6511
<http://www.hazen.ossu.org/>

2017 - 2018 School Report

Plan to Achieve Goals

- During this year of reflection, we plan to limit the number of new initiatives and keep our focus on fine tuning what has already been in place.
- Implement Effective Systems for Supporting Positive Culture and Climate
- Tune the structures and practices of Proficiency Based Learning
- Re-conceive the approach to PLP
- Assure that the Grading and Reporting practices are consistent across the school and true to PBL philosophy
- Re-purpose the goals and practices of TSA
- Develop a vision for the future of Hazen Union School


Budget Summary



Instruction: General Ed, Specia Ed, Co-Curricular Ed
 Support: Guidance, Behavioral & Related Services, Health Services, Improvement of Instruction, Library/Media, Technology Integration
 Administration: School Board, Office of Superintendent, School Administration, Business Office, Technology Administration, Grants Admin
 Operations: Operations/Maintenance, Transportation, Food Service, Fund Transfers

Get Involved

One goal of this report is to inform and include our families and community as critical partners in our students' academic success. Ways to be involved include sharing this information, visiting your child's school, or talking to your child's teachers or Principal about current groups and committees that support our school. Stay current by liking us at [Facebook.com/HUSVT](https://www.facebook.com/HUSVT), and following us on Twitter [@HazenUnion](https://twitter.com/HazenUnion).



David Perrigo, Principal
 126 Hazen Union Drive
 Hardwick, VT 05843
 (802) 472-6511
<http://www.hazen.ossu.org/>

2017 - 2018 School Report

Student Data

Oct. 1 Student Counts	16-17	17-18	18-19*
7th Grade	49	47	44
8th Grade	53	44	52
7-8 Subtotal	102	91	96
9th Grade	64	59	46
10th Grade	67	52	51
11th Grade	49	58	46
12th Grade	47	39	44
Adult without Diploma	3.00	5	2
9-12 Subtotal	230	213	189
Total	332	304	285

* (unofficial counts)

Programs	16-17	17-18	18-19*
Green Mountain TC	29	21	22
Central Vermont Career Ctr (Barre)		1	
Dual Enrollment	17	13	11
Early College	10	4	10
VAST	1	-	
Pathways / Independent Study	45	66	45

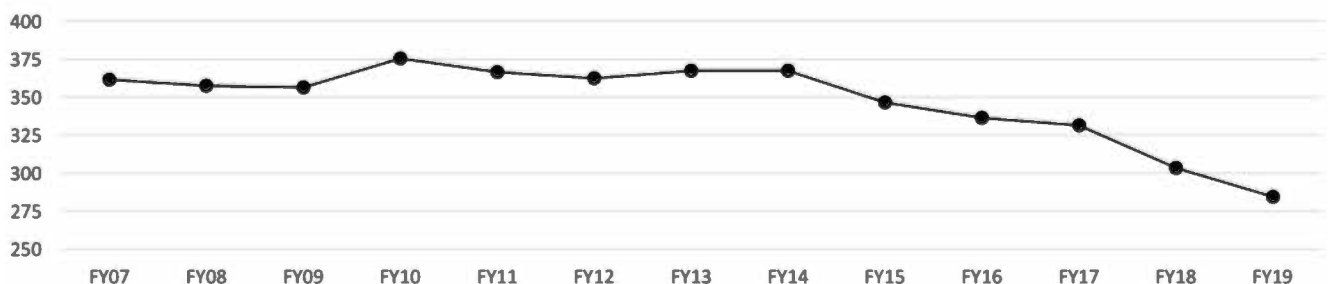
College & Work Readiness	15-16	16-17	17-18
Junior/Seniors Taking AP Exams	20%	20%	22%
AP Exams with Passing Scores	46%	74%	59%
Juniors Taking College Admissions Tests	38%	45%	45%
Seniors Taking College Admissions Tests	45%	30%	62%
Graduation Rate	93%	93%	86%
Graduates Pursuing Higher Education	65%	60%	60%

By Town	16-17	17-18	18-19*
Greensboro	48	46	44
Hardwick	213	198	183
Stannard	12	7	5
Walden	10	10	8
Wolcott	8	7	10
Woodbury	38	35	30
Other	3	1	5
Total	332	304	285

7-12 Attendance	15-16	16-17	17-18
Attendance Rate	94%	94%	92%
Students with fewer than 10 absences per year	67%	60%	60%

Staff Information	15-16	16-17	17-18
Average Experience (Yrs)	12.4	11.5	10.6
Professional Staff with Master's Degrees	74%	74%	70%
Professional Staff FTE	31.6	38.9	40.0

Hazen Historical Enrollment





David Perrigo, Principal
 126 Hazen Union Drive
 Hardwick, VT 05843
 (802) 472-6511
<http://www.hazen.ossu.org/>

2017 - 2018 School Report

Student Data

7-12 Demographics	15-16	16-17	17-18	Activity	15-16	16-17	17-18
Gender (%F / % M)	47 / 53	44 / 56	44 / 56	Cross Country	8	12	11
Free/Reduced Lunch	56%	56%	57%	Golf	1	4	1
Individualized Education Plan	14%	17%	18%	JV Basketball	32	37	29
504 Plan	4%	5%	6%	JV Soccer	30	32	14
Education Support Team	6%	5%	6%	Middle Level Basketball	43	39	29
Hispanic	1%	2%	2%	Middle Level Soccer	42	35	33
American Indian/Alaskan Native	2%	2%	2%	Middle Level Track	10	5	6
African American / Black	4%	4%	3%	National Honor Society	38	n/a	25
Asian	1%	2%	2%	Ski & Ride	40	45	40
Multiple Races	4%	3%	4%	Swim Club	13	0	0
White	96%	95%	96%	Varsity Baseball	14	17	15
				Varsity Basketball	23	22	23
				Varsity Soccer	30	28	36
				Varsity Softball	13	0	0
				Varsity Track	7	9	4

School Climate	15-16	16-17	17-18
Harassment Complaints	1	5	4
Bullying Complaints	0	5	3
Weapons Violations	2	2	0
Substance / Tobacco Violations	0	6	1

Vermont SBAC Assessments - Summary Data

MATH

Grades 7,8,9	2017-2018							
<i>Reporting Groups:</i>	Number of Students Tested	Percent of Students Tested	Exceeds Standard	Meets Standard	Near Standard	Substantially Below Standard	Proficient - School	Proficient - State
Overall	142	100%	5%	18%	25%	52%	23%	40%
Female	67	100%	6%	21%	21%	52%	27%	42%
Male	75	100%	4%	16%	28%	52%	20%	39%
FRL	83	100%	2%	17%	20%	60%	19%	24%
Not-FRL	59	100%	8%	20%	31%	41%	29%	49%
Students with Disabilities	20	100%	**	**	**	**	**	5%
Limited English Proficient	**	**	**	**	**	**	**	9%
Migrant	**	**	**	**	**	**	**	**
White	138	100%	**	**	**	**	**	41%
African American	**	**	**	**	**	**	**	21%
Hispanic	**	**	**	**	**	**	**	37%
Asian	**	**	**	**	**	**	**	51%
Am. Indian/Native Alaskan	**	**	**	**	**	**	**	31%
Pacific Islander	**	**	**	**	**	**	**	44%
Two or more races	**	**	**	**	**	**	**	**

** Data not available, or suppressed.

2017 - 2018 School Report

Student Data – State Assessments (continued)

SBAC Summary Data, Continued:

English Language Arts

Grades 7,8,9	2017-2018							
	Number of Students Tested	Percent of Students Tested	Exceeds Standard	Meets Standard	Near Standard	Substantially Below Standard	Proficient - School	Proficient - State
Reporting Groups:								
Overall	142	100%	11%	30%	26%	33%	41%	56%
Female	67	100%	13%	33%	27%	27%	46%	65%
Male	75	100%	8%	28%	25%	39%	36%	49%
FRL	83	100%	10%	27%	22%	42%	36%	39%
Not-FRL	59	100%	12%	36%	32%	20%	47%	66%
Students with Disabilities	20	100%	**	**	**	**	**	11%
Limited English Proficient	**	**	**	**	**	**	**	12%
Migrant	**	**	**	**	**	**	**	**
White	138	100%	**	**	**	**	**	57%
African American	**	**	**	**	**	**	**	36%
Hispanic	**	**	**	**	**	**	**	54%
Asian	**	**	**	**	**	**	**	65%
Am. Indian/Native Alaskan	**	**	**	**	**	**	**	51%
Pacific Islander	**	**	**	**	**	**	**	63%
Two or more races	**	**	**	**	**	**	**	**

** Data not available, or suppressed.

SBAC Grade Level Detail:

Grade 7 Math	2017-2018								2016-2017							
	Number of Students Tested	Percent of Students Tested	Exceeds Standard	Meets Standard	Near Standard	Substantially Below Standard	Proficient - School	Proficient - State	Number of Students Tested	Percent of Students Tested	Exceeds Standard	Meets Standard	Near Standard	Substantially Below Standard	Proficient - School	Proficient - State
Reporting Groups:																
Overall	48	100%	4%	13%	31%	52%	17%	44%	49	100%	14%	27%	27%	33%	41%	44%
Female	28	100%	7%	21%	18%	54%	29%	45%	21	100%	10%	24%	43%	24%	33%	43%
Male	20	100%	0%	0%	50%	50%	0%	42%	28	100%	18%	29%	14%	39%	46%	44%
FRL	28	100%	0%	14%	21%	64%	14%	29%	27	100%	7%	22%	33%	37%	30%	29%
Not-FRL	20	100%	10%	10%	45%	35%	20%	52%	22	100%	23%	32%	18%	27%	55%	54%
Students with Disabilities	8	100%	**	**	**	**	**	7%	8	100%	**	**	**	**	**	5%
Limited English Proficient	**	**	**	**	**	**	**	14%	**	**	**	**	**	**	**	5%
Migrant	**	**	**	**	**	**	**	**	**	**	**	**	**	**	**	**
White	47	100%	**	**	**	**	**	44%	48	100%	**	**	**	**	**	44%
African American	**	**	**	**	**	**	**	24%	**	**	**	**	**	**	**	22%
Hispanic	**	**	**	**	**	**	**	39%	**	**	**	**	**	**	**	41%
Asian	**	**	**	**	**	**	**	59%	**	**	**	**	**	**	**	57%
Am. Indian/Native Alaskan	**	**	**	**	**	**	**	34%	**	**	**	**	**	**	**	30%
Pacific Islander	**	**	**	**	**	**	**	44%	**	**	**	**	**	**	**	63%
Two or more races	**	**	**	**	**	**	**	**	**	**	**	**	**	**	**	**

** Data not available, or suppressed.

Grade 8 Math	2017-2018								2016-2017							
	Number of Students Tested	Percent of Students Tested	Exceeds Standard	Meets Standard	Near Standard	Substantially Below Standard	Proficient - School	Proficient - State	Number of Students Tested	Percent of Students Tested	Exceeds Standard	Meets Standard	Near Standard	Substantially Below Standard	Proficient - School	Proficient - State
Reporting Groups:																
Overall	43	100%	7%	23%	23%	47%	30%	43%	49	100%	4%	12%	47%	37%	16%	41%
Female	18	100%	6%	22%	28%	44%	28%	43%	23	100%	9%	13%	39%	39%	22%	45%
Male	25	100%	8%	24%	20%	48%	32%	42%	26	100%	0%	12%	54%	35%	12%	38%
FRL	27	100%	0%	22%	19%	59%	22%	25%	27	100%	4%	15%	37%	44%	19%	26%
Not-FRL	16	100%	19%	25%	31%	25%	44%	52%	22	100%	5%	9%	59%	27%	14%	51%
Students with Disabilities	6	100%	**	**	**	**	**	5%	6	100%	**	**	**	**	**	4%
Limited English Proficient	**	**	**	**	**	**	**	9%	**	**	**	**	**	**	**	12%
Migrant	**	**	**	**	**	**	**	**	**	**	**	**	**	**	**	**
White	43	100%	**	**	**	**	**	43%	45	100%	**	**	**	**	**	42%
African American	**	**	**	**	**	**	**	24%	**	**	**	**	**	**	**	18%
Hispanic	**	**	**	**	**	**	**	44%	**	**	**	**	**	**	**	38%
Asian	**	**	**	**	**	**	**	55%	**	**	**	**	**	**	**	50%
Am. Indian/Native Alaskan	**	**	**	**	**	**	**	33%	**	**	**	**	**	**	**	29%
Pacific Islander	**	**	**	**	**	**	**	57%	**	**	**	**	**	**	**	43%
Two or more races	**	**	**	**	**	**	**	**	**	**	**	**	**	**	**	**

** Data not available, or suppressed.

2017 - 2018 School Report

Student Data – State Assessments (continued)

SBAC Grade Level Detail, Continued:

Grade 9 Math	2017-2018								2016-2017 (11th Grade)							
	Number of Students Tested	Percent of Students Tested	Exceeds Standard	Meets Standard	Near Standard	Substantially Below Standard	Proficient - School	Proficient - State	Number of Students Tested	Percent of Students Tested	Exceeds Standard	Meets Standard	Near Standard	Substantially Below Standard	Proficient - School	Proficient - State
Reporting Groups:																
Overall	51	100%	4%	20%	20%	57%	24%	35%	48	100%	4%	10%	23%	63%	15%	37%
Female	21	100%	5%	19%	19%	57%	24%	37%	23	100%	9%	4%	30%	57%	13%	38%
Male	30	100%	3%	20%	20%	57%	23%	33%	25	100%	0%	16%	16%	68%	16%	35%
FRL	28	100%	7%	14%	21%	57%	21%	19%	21	100%	5%	5%	14%	76%	10%	17%
Not-FRL	23	100%	0%	26%	17%	57%	26%	42%	27	100%	4%	15%	30%	52%	19%	45%
Students with Disabilities	6	100%	**	**	**	**	**	2%	5	100%	**	**	**	**	**	2%
Limited English Proficient	**	**	**	**	**	**	**	4%	**	**	**	**	**	**	**	1%
Migrant	**	**	**	**	**	**	**	**	**	**	**	**	**	**	**	**
White	48	100%	**	**	**	**	**	35%	44	100%	**	**	**	**	**	37%
African American	**	**	**	**	**	**	**	15%	**	**	**	**	**	**	**	17%
Hispanic	**	**	**	**	**	**	**	27%	**	**	**	**	**	**	**	40%
Asian	**	**	**	**	**	**	**	41%	**	**	**	**	**	**	**	44%
Am Indian/Native Alaskan	**	**	**	**	**	**	**	26%	**	**	**	**	**	**	**	0.2
Pacific Islander	**	**	**	**	**	**	**	30%	**	**	**	**	**	**	**	0.46
Two or more races	**	**	**	**	**	**	**	**	**	**	**	**	**	**	**	**

** Data not available, or suppressed.

English Language Arts

Grade 7 ELA	2017-2018								2016-2017							
	Number of Students Tested	Percent of Students Tested	Exceeds Standard	Meets Standard	Near Standard	Substantially Below Standard	Proficient - School	Proficient - State	Number of Students Tested	Percent of Students Tested	Exceeds Standard	Meets Standard	Near Standard	Substantially Below Standard	Proficient - School	Proficient - State
Reporting Groups:																
Overall	48	100%	6%	23%	29%	42%	29%	57%	49	100%	4%	39%	29%	29%	43%	55%
Female	28	100%	11%	29%	21%	39%	39%	65%	21	100%	0%	43%	33%	24%	43%	62%
Male	20	100%	0%	15%	40%	45%	15%	49%	28	100%	7%	36%	25%	32%	43%	49%
FRL	28	100%	0%	25%	11%	64%	25%	42%	27	100%	4%	22%	37%	37%	26%	39%
Not-FRL	20	100%	15%	20%	55%	10%	35%	65%	22	100%	5%	59%	18%	18%	64%	66%
Students with Disabilities	8	100%	**	**	**	**	**	11%	8	100%	**	**	**	**	**	10%
Limited English Proficient	**	**	**	**	**	**	**	18%	**	**	**	**	**	**	**	8%
Migrant	**	**	**	**	**	**	**	**	**	**	**	**	**	**	**	**
White	47	100%	**	**	**	**	**	57%	48	100%	**	**	**	**	**	56%
African American	**	**	**	**	**	**	**	37%	**	**	**	**	**	**	**	37%
Hispanic	**	**	**	**	**	**	**	60%	**	**	**	**	**	**	**	54%
Asian	**	**	**	**	**	**	**	66%	**	**	**	**	**	**	**	65%
Am Indian/Native Alaskan	**	**	**	**	**	**	**	54%	**	**	**	**	**	**	**	46%
Pacific Islander	**	**	**	**	**	**	**	56%	**	**	**	**	**	**	**	63%
Two or more races	**	**	**	**	**	**	**	**	**	**	**	**	**	**	**	**

** Data not available, or suppressed.

Grade 8 ELA

Grade 8 ELA	2017-2018								2016-2017							
	Number of Students Tested	Percent of Students Tested	Exceeds Standard	Meets Standard	Near Standard	Substantially Below Standard	Proficient - School	Proficient - State	Number of Students Tested	Percent of Students Tested	Exceeds Standard	Meets Standard	Near Standard	Substantially Below Standard	Proficient - School	Proficient - State
Reporting Groups:																
Overall	43	100%	9%	35%	26%	30%	44%	57%	49	100%	8%	35%	35%	22%	43%	55%
Female	18	100%	11%	39%	39%	11%	50%	65%	23	100%	9%	43%	30%	17%	52%	64%
Male	25	100%	8%	32%	16%	44%	40%	50%	26	100%	8%	27%	38%	27%	35%	46%
FRL	27	100%	7%	26%	30%	37%	33%	39%	27	100%	4%	33%	37%	26%	37%	39%
Not-FRL	16	100%	13%	50%	19%	19%	63%	68%	22	100%	14%	36%	32%	18%	50%	65%
Students with Disabilities	6	100%	**	**	**	**	**	11%	6	100%	**	**	**	**	**	9%
Limited English Proficient	**	**	**	**	**	**	**	8%	**	**	**	**	**	**	**	10%
Migrant	**	**	**	**	**	**	**	**	**	**	**	**	**	**	**	**
White	43	100%	**	**	**	**	**	58%	45	100%	**	**	**	**	**	55%
African American	**	**	**	**	**	**	**	40%	**	**	**	**	**	**	**	36%
Hispanic	**	**	**	**	**	**	**	56%	**	**	**	**	**	**	**	45%
Asian	**	**	**	**	**	**	**	67%	**	**	**	**	**	**	**	65%
Am Indian/Native Alaskan	**	**	**	**	**	**	**	52%	**	**	**	**	**	**	**	40%
Pacific Islander	**	**	**	**	**	**	**	73%	**	**	**	**	**	**	**	57%
Two or more races	**	**	**	**	**	**	**	**	**	**	**	**	**	**	**	**

** Data not available, or suppressed.

Grade 9 ELA

Grade 9 ELA	2017-2018								2016-2017 (11th Grade)							
	Number of Students Tested	Percent of Students Tested	Exceeds Standard	Meets Standard	Near Standard	Substantially Below Standard	Proficient - School	Proficient - State	Number of Students Tested	Percent of Students Tested	Exceeds Standard	Meets Standard	Near Standard	Substantially Below Standard	Proficient - School	Proficient - State
Reporting Groups:																
Overall	51	100%	16%	33%	24%	27%	49%	55%	48	100%	19%	23%	31%	27%	42%	59%
Female	21	100%	19%	33%	24%	24%	52%	63%	23	100%	17%	17%	48%	17%	35%	65%
Male	30	100%	13%	33%	23%	30%	47%	47%	25	100%	20%	28%	16%	36%	48%	52%
FRL	28	100%	21%	29%	25%	25%	50%	36%	21	100%	14%	14%	24%	48%	29%	40%
Not-FRL	23	100%	9%	39%	22%	30%	48%	64%	27	100%	22%	30%	37%	11%	52%	67%
Students with Disabilities	6	100%	**	**	**	**	**	9%	5	100%	**	**	**	**	**	11%
Limited English Proficient	**	**	**	**	**	**	**	11%	**	**	**	**	**	**	**	0.01
Migrant	**	**	**	**	**	**	**	**	**	**	**	**	**	**	**	**
White	48	100%	**	**	**	**	**	56%	44	100%	**	**	**	**	**	60%
African American	**	**	**	**	**	**	**	32%	**	**	**	**	**	**	**	35%
Hispanic	**	**	**	**	**	**	**	44%	**	**	**	**	**	**	**	57%
Asian	**	**	**	**	**	**	**	61%	**	**	**	**	**	**	**	57%
Am Indian/Native Alaskan	**	**	**	**	**	**	**	49%	**	**	**	**	**	**	**	0.43
Pacific Islander	**	**	**	**	**	**	**	59%	**	**	**	**	**	**	**	0.69
Two or more races	**	**	**	**	**	**	**	**	**	**	**	**	**	**	**	**

** Data not available, or suppressed.



Proven Expertise and Integrity

INDEPENDENT AUDITORS' REPORT ON INTERNAL CONTROL OVER
FINANCIAL REPORTING AND ON COMPLIANCE AND OTHER MATTERS
BASED ON AN AUDIT OF FINANCIAL STATEMENTS PERFORMED IN
ACCORDANCE WITH GOVERNMENT AUDITING STANDARDS

School Board
Hazen Union School District #26
Hardwick, Vermont

We have audited, in accordance with the auditing standards generally accepted in the United States of America and the standards applicable to financial audits contained in *Government Auditing Standards* issued by the Comptroller General of the United States, the financial statements of the governmental activities, each major fund and the aggregate remaining fund information of the Hazen Union School District #26 as of and for the year ended June 30, 2018, and the related notes to the financial statements, which collectively comprise the Hazen Union School District #26's basic financial statements, and have issued our report thereon dated January 9, 2019.

Internal Control Over Financial Reporting

In planning and performing our audit of the financial statements, we considered the Hazen Union School District #26's internal control over financial reporting (internal control) to determine the audit procedures that are appropriate in the circumstances for the purpose of expressing our opinions on the financial statements, but not for the purpose of expressing an opinion on the effectiveness of the Hazen Union School District #26's internal control. Accordingly, we do not express an opinion on the effectiveness of the Hazen Union School District #26's internal control.

A deficiency in internal control exists when the design or operation of a control does not allow management or employees, in the normal course of performing their assigned functions, to prevent, or detect and correct, misstatements on a timely basis. *A material weakness* is a deficiency, or a combination of deficiencies, in internal control, such that there is a reasonable possibility that a material misstatement of the entity's financial statements will not be prevented or detected and corrected on a timely basis. *A significant deficiency* is a deficiency, or a combination of deficiencies, in internal control that is less severe than a material weakness, yet important enough to merit attention by those charged with governance.

3 Old Orchard Road, Buxton, Maine 04093
Tel: (800) 300-7708 (207) 929-4606 Fax: (207) 929-4609
www.rhrsmith.com

Our consideration of internal control was for the limited purpose described in the first paragraph of this section and was not designed to identify all deficiencies in internal control that might be material weaknesses or, significant deficiencies. Given these limitations, during our audit we did not identify any deficiencies in internal control that we consider to be material weaknesses. However, material weaknesses may exist that have not been identified.

Compliance and Other Matters

As part of obtaining reasonable assurance about whether the Hazen Union School District #26's financial statements are free from material misstatement, we performed tests of its compliance with certain provisions of laws, regulations, contracts, and grant agreements, noncompliance with which could have a direct and material effect on the determination of financial statement amounts. However, providing an opinion on compliance with those provisions was not an objective of our audit, and accordingly, we do not express such an opinion. The results of our tests disclosed no instances of noncompliance or other matters that are required to be reported under *Government Auditing Standards*.

Purpose of this Report

The purpose of this report is solely to describe the scope of our testing of internal control and compliance and the results of that testing, and not to provide an opinion on the effectiveness of the entity's internal control or on compliance. This report is an integral part of an audit performed in accordance with *Government Auditing Standards* in considering the entity's internal control and compliance. Accordingly, this communication is not suitable for any other purpose.

RHR Smith & Company

Buxton, Maine
Vermont Registration No. 092.0000697
January 9, 2019

HAZEN UNION SCHOOL DISTRICT #26

**BUDGETARY COMPARISON SCHEDULE - BUDGETARY BASIS
BUDGET AND ACTUAL - GENERAL FUND REVENUES
FOR THE YEAR ENDED JUNE 30, 2018**

	Original Budget	Final Budget	Actual Amounts	Variance Positive (Negative)
Resources (Inflows):				
Intergovernmental Revenues:				
State - General	\$ 6,187,825	\$ 6,187,825	\$ 5,889,014	\$ (298,811)
Subgrants	31,000	31,000	-	(31,000)
Support Services	61,000	61,000	-	(61,000)
State - Special Education	5,000	5,000	-	(5,000)
State - Other	22,000	22,000	3,000	(19,000)
Admissions	6,000	6,000	9,178	3,178
Driver's Education Reimbursement	-	-	5,409	5,409
Tech Transportation	-	-	16,374	16,374
High School Completion	-	-	24,483	24,483
Lunch - State	-	-	1,098	1,098
Breakfast - State	-	-	346	346
Additional Breakfast Reimbursement - State	-	-	990	990
Lunch - Federal	-	-	55,887	55,887
Breakfast - Federal	-	-	19,179	19,179
Reduced Lunch Initiative	-	-	2,054	2,054
Commodities	7,500	7,500	8,452	952
Tuition	421,260	421,260	312,991	(108,269)
Tech Tuition	-	-	244,671	244,671
Charges for Services:				
Student Meals	32,000	32,000	27,413	(4,587)
Adult Meals	-	-	7,172	7,172
Purchased Services - Hardwick	-	-	9,370	9,370
Purchased Services - Craftsbury	-	-	9,371	9,371
Interest Income	1,000	1,000	36,280	35,280
Miscellaneous:				
Prior Year	-	-	19,512	19,512
Rent/lease of Facility	-	-	98	98
Other Receipts	25,000	25,000	377	(24,623)
Amounts Available for Appropriation	\$ 6,799,585	\$ 6,799,585	\$ 6,702,719	\$ (96,866)

See accompanying independent auditors' report and notes to financial statements.

HAZEN UNION SCHOOL DISTRICT #26

SCHEDULE OF DEPARTMENTAL OPERATIONS - GENERAL FUND
FOR THE YEAR ENDED JUNE 30, 2018

	Original Budget	Final Budget	Actual	Variance Positive (Negative)
Instruction -				
General education	\$ 3,022,940	\$ 3,197,903	\$ 3,007,007	\$ 190,896
Special education	538,600	476,758	476,540	218
Co-curricular	156,568	168,318	147,254	21,064
	<u>3,718,108</u>	<u>3,842,979</u>	<u>3,630,801</u>	<u>212,178</u>
Student/Instructor Support -				
Guidance	454,823	475,201	446,823	28,378
Health services	81,333	67,681	65,271	2,410
Psychological services	45,700	43,400	34,449	8,951
Speech and audiology services	41,600	41,600	41,317	283
Occupational therapy services	7,100	7,100	6,991	109
Improvement of instruction	32,942	55,584	46,345	9,239
Library / media services	102,529	59,516	49,526	9,990
Technology integration	170,933	61,610	45,969	15,641
	<u>936,960</u>	<u>811,692</u>	<u>736,691</u>	<u>75,001</u>
Administration -				
School Board	61,810	47,588	33,243	14,345
Office of Superintendent	79,600	79,600	79,226	374
Office of Principal	353,607	342,779	321,373	21,406
Special education administration	16,900	16,900	16,731	169
Fiscal Services/Tech admin/Grant Admin	474,000	364,071	363,853	218
	<u>985,917</u>	<u>850,938</u>	<u>814,426</u>	<u>36,512</u>
Operations -				
Operations and maintenance	689,204	632,674	620,601	12,073
Student transportation	237,786	241,131	245,850	(4,719)
Food service	231,610	231,610	208,009	23,601
	<u>1,158,600</u>	<u>1,105,415</u>	<u>1,074,460</u>	<u>30,955</u>
Miscellaneous -				
Other outlays and prior year adjustments	-	17,522	24,637	(7,115)
Debt Service -				
Principal	-	164,489	164,489	-
Interest	-	6,550	6,564	(14)
	<u>-</u>	<u>171,039</u>	<u>171,053</u>	<u>(14)</u>
TOTAL DEPARTMENTAL OPERATIONS	<u>\$ 6,799,585</u>	<u>\$ 6,799,585</u>	<u>\$ 6,452,068</u>	<u>\$ 347,517</u>

See accompanying independent auditors' report and notes to financial statements.

Hazen Union High School

2017-2018 Employee Report

This is a comprehensive list of all contracted employee earnings for the fiscal year.

Name	Description	FTE	Position Days	Contract Amount	Stipend Amount	Total Amount
Alexander, Wesley W	Physical Education	1.00	185	\$ 65,610	\$ 4,400	\$ 70,010
Aschenbach, Kurt	Custodian	1.00	260	\$ 33,696	\$ -	\$ 33,696
Behrsing, Kyle	English	1.00	185	\$ 47,863	\$ 11,545	\$ 59,408
Bolio, Linda R	Food Service Assistant	1.00	187	\$ 21,430	\$ -	\$ 21,430
Brochu, Gwendolyn G	Custodian	1.00	260	\$ 32,822	\$ -	\$ 32,822
Brochu, Jr., David G	Custodian	0.50	187	\$ 11,886	\$ 500	\$ 12,386
Bryant, Talan	Music	1.00	185	\$ 55,303	\$ 5,617	\$ 60,920
Burton, Jennifer R	Library & Media Specialist	1.00	185	\$ 59,874	\$ 5,591	\$ 65,465
Callahan Brown, Susan	School Nurse	0.80	185	\$ 47,469	\$ 235	\$ 47,703
Casparian, Theodore L	Teacher - Math	1.00	185	\$ 38,721	\$ -	\$ 38,721
Considine, Marc W	Science	1.00	185	\$ 62,473	\$ 10,135	\$ 72,608
Craig, John C	Associate Principal	1.00	260	\$ 78,444	\$ 2,112	\$ 80,556
Crowe, Kathleen M	Math	1.00	185	\$ 55,572	\$ 2,500	\$ 58,072
Crum, Robert E	Custodian	0.50	260	\$ 16,526	\$ 500	\$ 17,026
Ferland, Russell J	Custodian	1.00	260	\$ 36,026	\$ -	\$ 36,026
Foster, Danielle M	Food Service Assistant	1.00	187	\$ 18,794	\$ 3,810	\$ 22,604
Foster, Nicole M	Social Studies	1.00	185	\$ 52,166	\$ 6,545	\$ 58,711
Foster, Patricia L	Food Service Manager	1.00	187	\$ 28,497	\$ 1,844	\$ 30,341
Freedy, Kay A	Foreign Language	1.00	185	\$ 48,401	\$ 788	\$ 49,189
Gannon, Glenn L	Teacher of Drivers Education	0.49	185	\$ 30,612	\$ -	\$ 30,612
Hagman, Arne T	Science	1.00	185	\$ 62,473	\$ 360	\$ 62,833
Harple, Leanne D	English	1.00	185	\$ 53,600	\$ 2,750	\$ 56,350
Heller, Joel D	Math	1.00	185	\$ 44,726	\$ 5,500	\$ 50,226
Hill, Aaron W	Physical Education	1.00	185	\$ 55,034	\$ 3,091	\$ 58,125
Ilstrup, Christopher D	Tech Support	1.00	185	\$ 44,881	\$ -	\$ 44,881
Kittell, Shannon M	Math	1.00	185	\$ 59,605	\$ 2,000	\$ 61,605
Kurdek, Christopher R	Science	1.00	185	\$ 35,853	\$ -	\$ 35,853
LaPoint, Jennifer	School Nurse	0.20	185	\$ 9,752	\$ -	\$ 9,752
LeCours, Jeffrey R	Facilities Manager	1.00	260	\$ 63,024	\$ -	\$ 63,024
Lockhart, James A	Art	1.00	185	\$ 65,610	\$ 4,500	\$ 70,110
Marquis, Bryanne A	Admin Asst/Registrar	1.00	260	\$ 31,200	\$ -	\$ 31,200
Maskell, Corey R	Social Studies	1.00	185	\$ 47,594	\$ 2,316	\$ 49,910
McCarthy, John	Principal	1.00	260	\$ 90,000	\$ -	\$ 90,000
McCrory, Christian	Behavior Specialist	1.00	108	\$ 27,121	\$ 3,630	\$ 30,751
McIntyre, Sean P	Social Studies	1.00	185	\$ 52,434	\$ 3,000	\$ 55,434
Mills, Mason	Music	1.00	185	\$ 55,034	\$ 4,961	\$ 59,995
Mitchell, David S	Science	0.50	185	\$ 33,029	\$ 2,000	\$ 35,029
Modry, Joseph F	Science	1.00	185	\$ 62,473	\$ 3,500	\$ 65,973
Montgomery, Lorraine A	Administrative Assistant	1.00	187	\$ 25,211	\$ 300	\$ 25,511
Nichols, Peter J	English	1.00	185	\$ 42,396	\$ 4,180	\$ 46,576
O'Hara, Allison H	Guidance Director	1.00	260	\$ 69,119	\$ -	\$ 69,119
Paradee, Allison J	Social Studies	1.00	185	\$ 40,155	\$ 4,500	\$ 44,655
Patenaude, Lynn M	Flexible Pathways Coordinator	1.00	185	\$ 41,011	\$ -	\$ 41,011
Pfeffer, Anja	Foreign Language	1.00	185	\$ 59,336	\$ 1,500	\$ 60,836
Priddy, Tari	Math	1.00	185	\$ 37,287	\$ -	\$ 37,287
Quinn, Joann M	Administrative Assistant	1.00	215	\$ 34,486	\$ 1,000	\$ 35,486
Raas, James R	Design & Technology	1.00	185	\$ 63,196	\$ 3,000	\$ 66,196
Renaud, Matthew H	Guidance Counselor 7-9	1.00	195	\$ 39,259	\$ -	\$ 39,259

Hazen Union High School

2017-2018 Employee Report

This is a comprehensive list of all contracted employee earnings for the fiscal year.

Name	Description	FTE	Position Days	Contract Amount	Stipend Amount	Total Amount
Robinson, Kelly A	English	1.00	185	\$ 65,610	\$ 4,750	\$ 70,360
Salmin, Aimee E	Teacher: Social Studies	1.00	185	\$ 43,830	\$ -	\$ 43,830
Salmin, Marc E	Art	1.00	185	\$ 55,303	\$ 3,450	\$ 58,753
Shatney, Christine E	Food Service Assistant	1.00	187	\$ 18,681	\$ 1,000	\$ 19,681
Sperry, John A	Athletic & Activities Director	1.00	175	\$ 27,795	\$ 1,545	\$ 29,341
			Total:	\$ 2,398,302	\$ 118,955	\$ 2,517,257

ONLINE
COPY

Hazen Union School District #26 2019-2020 (FY20) Budget Notes

The proposed FY20 budget brings a decrease of just over two cents (\$0.0210) in the equalized homestead tax rate for the district.

Greensboro's Actual Homestead tax rate = \$0.9739 per \$100 of assessed value, an increase of \$0.0376 per \$100 of assessed home value. This translates to an estimated increase of \$37.63 on a house valued at \$100,000.

Hardwick's Actual Homestead tax rate = \$0.8856 per \$100 of assessed value, a decrease of \$0.0223 per \$100 of assessed home value. This translates to an estimated decrease of \$(22.26) on a house valued at \$100,000.

Woodbury's Actual Homestead tax rate = \$0.7442 per \$100 of assessed value, a decrease of \$0.0247 per \$100 of assessed home value. This translates to an estimated decrease of \$(24.71) on a house valued at \$100,000.

Some points of interest that affect the budget include the following:

REVENUES

- Tuition revenue is up \$118,600 based on projected enrollment for FY20.
- The district used \$121,811 from FY18 fund balance to bring down the tax rate.

EXPENSES

- This budget continues to preserve all academic programs.
- Additional funds have been included to allow growth of the various arts programs.
- Funds have been included to replace the auditorium sound system which is currently not operational.
- Department budget requests have been funded across the school with respect to necessary supplies and equipment.

SUMMARY

- Total expenditures are up \$154,475.
- Local revenues are up \$280,711.
- This results in a \$126,236 decrease in Education Spending.
- Equalized Pupils are down 15.80.
- Education Spending Per Equalized Pupil is increasing 2.64%
- All of this contributes to the decrease in the tax rate which can be better understood by following the tax rate calculations and explanations.

Voters are encouraged to review the 2017-2018 Hazen Union School Report to learn more about the educational programming and goals that will be supported by this budget.

**Hazen Union School District
FY20 BUDGET**

	FY16 Actual	FY17 Actual	FY18 Actual	FY19 Approved	FY20 Proposed	Variance (\$)
REVENUE						
Local Sources	677,437	433,349	415,000	259,000	385,600	126,600
SU Sources	117,402	89,751	79,500	61,000	72,800	11,800
State Sources	6,811,844	6,828,289	6,179,885	6,192,512	6,086,276	(106,236)
Federal Sources	27,647	8,314	8,400	7,500	8,000	500
Other Sources	28,994	51,765	20,000	0	121,811	121,811
TOTAL REVENUE	7,663,324	7,411,469	6,702,785	6,520,012	6,674,487	154,475
EXPENDITURES						
General Ed Instruction	3,198,797	3,115,578	3,007,006	2,856,103	3,015,305	159,202
Special Ed Instruction	1,220,290	1,130,574	476,540	394,671	0	(394,671)
Co-curricular Ed Instruction	47,409	18,484	37,468	30,954	59,497	28,543
Athletics Instruction	107,195	110,354	109,786	127,161	143,063	15,902
INSTRUCTION	4,573,690	4,374,990	3,630,800	3,408,889	3,217,865	(191,024)
Guidance	488,699	461,256	446,823	603,730	614,727	10,997
Health Services	74,182	73,945	65,271	63,323	97,480	34,157
Psychological Services	34,302	33,804	34,449	38,000	0	(38,000)
Speech Services	88,478	50,882	41,317	38,000	0	(38,000)
Occupational Therapy	24,056	29,786	6,991	10,000	0	(10,000)
Physical Therapy/IEP Evaluation	68,726	89,697	0	0	0	0
Improvement of Instruction	29,824	23,104	46,345	62,844	8,032	(54,812)
Library/Media	142,721	122,730	49,526	49,081	52,827	3,746
Technology Integration	112,843	157,205	45,969	39,846	41,974	2,128
STUDENT/INSTRUCTOR SUPPORT	1,063,830	1,042,410	736,691	904,824	815,040	(89,784)
School Board	38,510	62,769	33,243	52,950	17,783	(35,167)
Office of Superintendent	73,702	82,258	79,226	90,000	0	(90,000)
School Admin	341,518	335,409	321,373	256,120	255,564	(556)
SPED Admin	34,849	33,903	16,731	16,000	0	(16,000)
Business Office/HR	190,159	173,483	213,735	214,000	1,338,179	1,124,179
Technology Admin	173,565	219,559	154,171	163,000	14,500	(148,500)
Grants Admin	5,069	2,321	0	0	0	0
ADMINISTRATION	857,373	909,701	818,479	792,070	1,626,026	833,956
Operations & Maintenance	759,566	633,623	620,601	692,263	650,943	(41,320)
Student Transportation	376,828	377,421	208,009	323,450	231,452	(91,998)
Food Service	186,815	211,182	244,381	231,517	133,161	(98,356)
Debt Service	35,427	33,794	167,000	167,000	0	(167,000)
PY Adjustments	51,069	13,587	24,637	0	0	0
OPERATIONS	1,409,706	1,269,607	1,264,628	1,414,230	1,015,556	(398,674)
TOTAL EXPENDITURES	7,904,599	7,596,708	6,450,598	6,520,012	6,674,487	154,475
REVENUE LESS EXPENDITURES	(241,274)	(185,239)	252,187	0	0	0

Hazen Union School District
HISTORICAL TAX RATE CALCULATION

	FY13	FY14	FY15	FY16	FY17	FY18	FY19	FY20
Total Expenditures	2.7%	1.1%	3.8%	3.1%	2.5%	-11.3%	-4.1%	2.4%
Local Revenues	-4.0%	-0.3%	19.5%	-13.3%	5.4%	-67.2%	-43.2%	80.8%
Education Spending	5.0%	1.6%	-1.3%	9.6%	1.7%	6.7%	-0.2%	-2.0%
Equalized Pupils	-2.6%	0.1%	1.1%	-2.3%	-0.3%	1.4%	-3.8%	-4.6%
Ed Spending/Eq Pupil	7.9%	1.5%	-2.4%	12.1%	2.0%	5.22%	3.72%	2.64%
Equalized Tax Rate	1.4708	1.5027	1.5073	1.6755	1.6827	1.6905	1.8100	1.7890
% ETR Increase over PY	8.1%	2.2%	0.3%	11.2%	0.4%	0.5%	7.6%	-1.2%

	FY13	FY14	FY15	FY16	FY17	FY18	FY19	FY20	FY20 Change
1 Total Expenditures	6,912,308	6,988,768	7,251,371	7,478,149	7,668,410	6,799,585	6,520,012	6,674,487	154,475
2 Local Revenues	1,714,416	1,709,372	2,042,935	1,771,399	1,866,823	611,760	347,500	628,211	280,711
3 Education Spending	5,197,892	5,279,396	5,208,436	5,706,750	5,801,587	6,187,825	6,172,512	6,046,276	(126,236)
4 Equalized Pupils	360.58	360.89	364.72	356.49	355.41	360.28	346.49	330.69	(15.80)
5 Ed Spending per Eq Pupil	\$14,415	\$14,629	\$14,281	\$16,008	\$16,324	\$17,175	\$17,814	\$18,284	\$469
EdSp/EqPup with overthreshold									
Base Ed Amt/Prop Yield	8.723	9,151	9,285	9,459	9,701	10,160	9,842	10,220	378
6 District Spending Adjustment	165.257%	159.860%	153.803%	169.237%	168.268%	169.046%	181.004%	178.902%	-2.102%
Base Tax Rate	0.89	0.94	0.98	0.99	1.00	1.00	1.00	1.00	0.00
7 Equalized Homestead Tax Rate	1.4708	1.5027	1.5073	1.6755	1.6827	1.6905	1.8100	1.7890	(0.0210)
Greensboro Eq Pupils at Hazen	43.57%	45.20%	46.49%	45.35%	45.34%	47.75%	52.36%	55.73%	3.370%
Hardwick Eq Pupils at Hazen	48.40%	49.50%	51.11%	50.14%	50.06%	51.58%	50.14%	49.01%	-1.130%
Woodbury Eq Pupils at Hazen	58.24%	58.37%	52.53%	50.95%	50.47%	47.96%	45.21%	42.94%	-2.270%
Greensboro Eq Tax Rate	0.6408	0.6792	0.7007	0.7598	0.7629	0.8072	0.9477	0.9970	0.0493
Hardwick Eq Tax Rate	0.7119	0.7438	0.7704	0.8400	0.8424	0.8719	0.9076	0.8768	-0.0308
Woodbury Eq Tax Rate	0.8566	0.8771	0.7918	0.8536	0.8493	0.8107	0.8183	0.7682	-0.0501
8 Common Level of Appraisal									
Greensboro	102.89%	102.86%	105.50%	100.11%	100.40%	100.68%	101.22%	102.37%	1.15%
Hardwick	94.27%	91.66%	89.09%	88.56%	97.95%	100.89%	99.97%	99.01%	-0.96%
Woodbury	99.26%	100.87%	102.61%	101.55%	102.33%	101.55%	106.42%	103.22%	-3.20%
9 Actual Homestead Tax Rate									
Greensboro	0.6228	0.6603	0.6642	0.7590	0.7599	0.8017	0.9363	0.9739	0.0376
Hardwick	0.7551	0.8115	0.8647	0.9485	0.8600	0.8642	0.9078	0.8856	-0.0223
Woodbury	0.8630	0.8696	0.7716	0.8406	0.8300	0.7984	0.7690	0.7442	-0.0247

Cut 1c on equalized homestead tax rate	\$ 35,250	Homestead	100,000	Greensboro	Tax increase	\$ 37.63
			100,000	Hardwick	Tax increase	\$ (22.26)
			100,000	Woodbury	Tax increase	\$ (24.71)

Hazen Union School District Tax Rate Calculation Description

Row # Explanation

- 1 Total Expenditures represents the money spent to operate all school district programs, functions, and services.
- 2 Local Revenues represents non-property income tax revenue.
- 3 Education Spending (ES) is row #1 minus row #2. It represents the amount to come from the State Education Fund.
- 4 Equalized Pupils (EP) represents the average of the district's students for the prior two years, weighted based on a variety of factors, such as for PreK, poverty, English Language Learner (ELL), and secondary students.
- 5 Educational Spending (ES) per Equalized Pupil (EP) is row #3 divided by row #4.
- 6 District Spending Adjustment represents the percentage a district's ES/EP to the Property Yield. The property yield (formally the base ES per EP) is a term from ACT 46. It represents the amount of education spending per equalized student that can be supported by \$1.00 of homestead property tax on the statewide grand list. The yield is divided into row #5 to determine the adjustment. The yield is ultimately set by the legislature. At the time of this printing this is the current estimated yield for the fiscal year.
- 7 Equalized Homestead Tax Rate is the District Spending Adjustment (row #6) multiplied by the base tax rate of \$1.00. It represents the homestead tax rate that is equalized across all towns based on each town's level of spending.
- 8 Common Level of Appraisal (CLA) represents the relationship of each town's grand list is to market value. 100% means that a town's grand list is at market value. The CLA is calculated by the state based on actual property sales in a community throughout the year and is used in the tax calculation to represent fairness across all towns in the state.
- 9 Actual Homestead Tax Rate is row #7 divided by row #8 and represents what the homestead education property tax is that will appear on each town's property tax bill.

Please understand that these calculations are estimates since the legislature has not yet set the final property yield.

District: Hazen UHSD
County: Caledonia

Property dollar equivalent yield

10,666

U026

Orleans Southwest

Homestead tax rate per \$10,000 of spending per equalized pupil

1.00

Income dollar equivalent yield per 2.0% of household income

13,104

Expenditures

Table with 4 columns (FY2017, FY2018, FY2019, FY2020) and 8 rows of expenditure items including adopted budget, sum of articles, obligation to Regional Technical Center, and total union budget.

Revenues

Table with 4 columns (FY2017, FY2018, FY2019, FY2020) and 2 rows of revenue items: Union revenues and total offsetting union revenues.

Row 11: Education Spending. Values: \$5,801,587, \$6,187,825, \$6,172,512, \$6,046,276.

Row 12: Hazen UHSD equalized pupils. Values: 355.41, 360.28, 346.49, 330.89.

Row 13: Education Spending per Equalized Pupil. Values: \$16,323.65, \$17,175.04, \$17,814.40, \$18,283.82.

Table with 4 columns (FY2017, FY2018, FY2019, FY2020) and rows 14-21 detailing adjustments to equalized pupil spending.

Table with 4 columns (FY2017, FY2018, FY2019, FY2020) and rows 22-24 detailing excess spending and per pupil figures.

Row 25: Spending adjustment (minimum 100%). Values: 188.288%, 189.046%, 174.309%, 171.422%.

Row 26: Anticipated equalized union homestead tax rate to be prorated. Values: \$1.6827, \$1.8905, \$1.7431, \$1.7142.

Prorated homestead union tax rates for members of Hazen UHSD

Table with 6 columns (FY2017, FY2018, FY2019, FY2020, FY20 P) and rows for Greensboro, Hardwick, Woodbury and other locations.

Row 27: Anticipated income cap percent to be prorated from Hazen UHSD. Values: 3.00%, 2.86%, 2.88%, 2.79%.

Prorated union income cap percentage for members of Hazen UHSD

Table with 6 columns (FY2017, FY2018, FY2019, FY2020, FY20 P) and rows for Greensboro, Hardwick, Woodbury and other locations.

- Following current statute, the Tax Commissioner recommended a property yield of \$10,666 for every \$1.00 of homestead tax per \$100 of equalized property value. The Tax Commissioner also recommended an income yield of \$13,104 for a base income percent of 2.0% and a non-residential tax rate of \$1.58. New and updated data will likely change the proposed property and income yields and perhaps the non-residential rate.
- Final figures will be set by the Legislature during the legislative session and approved by the Governor.
- The base income percentage cap is 2.0%.

Hazen Union School District #26
Minutes of the Annual Meeting
Monday, February 26, 2018, Hazen Union Auditorium
Budget Information Meeting 7:00 P.M., Annual School District Meeting 7:30 P.M.

The meeting was publicly warned by advertisement in the local weekly newspaper, *The Hardwick Gazette*, as well as publicly posted in each of the district's member towns as follows:

The legal voters of Hazen Union School District No. 26 consisting of the Town School Districts of Greensboro, Hardwick and Woodbury are hereby warned to meet for the Hazen Union School District #26 Public Informational Hearing on the FY19 Budget at the Hazen Union Auditorium, Hardwick, Vermont on Monday, February 26, 2018 at 7:00 P.M. for discussion on the school district's proposed FY19 budget as required by Title 17 VSA 2680 (g).

The legal voters of Hazen Union School District No. 26 consisting of the Town School Districts of Greensboro, Hardwick and Woodbury are hereby warned to meet for the Annual School District Meeting at the Hazen Union Auditorium, Hardwick, Vermont on Monday, February 26, 2018 to transact the following articles of business. The annual school district meeting will be called to order upon the adjournment of the public informational hearing on the FY19 budget, but no earlier than 7:30 P.M.

Budget Hearing: Steven Freihofner, Chair of the Hazen Union School Board, Woodbury representative, presented an overview of the FY19 budget and answered questions from the audience. In attendance: Jeff LeCours, Mike Metcalf, Tess Martin, Brett Stanciu, Orise Ainsworth, and Gabriela Stanciu. Administrators, Joanne LeBlanc, Rick Pembroke and Jack McCarthy.

Annual Meeting: The meeting was called to order at 7:40 by Moderator Orise Ainsworth.

Article 1 - election of officers

Motion by Mike Metcalf, 2nd by Jeff LeCours to nominate Orise Ainsworth as Moderator. No further nominations - Clerk cast one ballot for Orise Ainsworth- motion passed unanimously.

Motion by Mike Metcalf, 2nd by Jeff LeCours to nominate Tess Martin as District Clerk. It was noted that Wendy Guyette is no longer interested in holding this office. No further nominations - Clerk cast one ballot for Tess Martin motion passed unanimously.

Motion by Mike Metcalf, 2nd by Brett Stanciu to appoint Brandy Smith as District Treasurer. No further nominations - Clerk cast one ballot for Brandy Smith- motion passed unanimously.

Motion by Mike Metcalf, 2nd by Jeff LeCours to nominate Alberta Miller as Alternate District Treasurer. No further nominations - Clerk cast one ballot for Alberta Miller - motion passed unanimously.

Article 2 - paid salaries

Motion by Steven Freihofner, 2nd by Brett Stanciu to amend the salary for the District Treasurer from \$425.00 as listed within the Warning to \$2500.00. Discussion: Mr. Freihofner cited the need to have the salary more aligned with school districts with similar budget amounts and responsibilities. Motion passed unanimously.

Article 2 - paid salaries, new motion

Motion made by Steven Freihofner, 2nd by Jeff LeCours to authorize the following salaries to be paid for the officers and directors of the school district as: No pay for school board chair or members; \$2500.00 for District Treasurer; \$16.00 per payroll worked for Alternative District Treasurer; and \$25.00 for District Clerk. Motion passed unanimously.

Article 3 - reports

Motion by Mike Metcalf, 2nd by Brett Stanciu to approve the written reports as presented. Motion passed unanimously

Hazen Union School District #26
Minutes of the Annual Meeting
Monday, February 26, 2018, Hazen Union Auditorium
Budget Information Meeting 7:00 P.M., Annual School District Meeting 7:30 P.M.

Article 4 - borrowing of money

Motion by Mike Metcalf, 2nd by Jeff LeCours to approve authorizing the voters to borrow money pending the receipt of payments from the member districts and state revenues for the purpose of paying school district expenses. Motion passed unanimously.

Article 5 - budget

Motion was read by the Moderator as follows:

Shall the voters of the school district approve the school board to expend \$6,520,012.00, which is the amount the school board has determined to be necessary for the ensuing fiscal year? It is estimated that this proposed budget, if approved, will result in education spending of \$17,814.00 per equalized pupil. This projected spending per equalized pupil is 3.72 % higher than spending for the current year.

Voting on the aforementioned Article 5 will be by Australian ballot on Tuesday, March 6, 2018 as follows:

Nine (9) o'clock in the forenoon (A.M.) at which time the polls will open and seven (7) o'clock in the afternoon (p.m.) at which time the polls will close at the polling places for the following member towns:

Hardwick: Hardwick Town School Gymnasium, Hardwick, VT
Woodbury: Woodbury Elementary School Gymnasium, Woodbury, VT

Between the hours of ten (10) o'clock in the forenoon (A.M.) at which time the polls will open and seven (7) o'clock in the afternoon (P.M.) at which time the polls will close at the polling place for the following member town:

Greensboro: CHANGE OF VOTING VENUE WAS NOTED FROM Fellowship Hall,
Greensboro, VT TO THE HIGHLAND CENTER FOR THE ARTS, HARDWICK STREET, GREENSBORO,
VT


Upon closing of the polls, the ballot boxes will be sealed, re-opened at the polling place in the Town of Hardwick, the ballots co-mingled, and publicly counted.

Motion by Mike Metcalf, 2nd by Brett Stanciu to adjourn the meeting. Motion passed unanimously - meeting adjourned at 7:50 P.M.

Voting Results from March 6, 2018

The proposed Hazen Union School District #26 budget in the amount of \$6,6,520,012.00 for school year 2018-2018 was APPROVED with a vote count as follows: 385 yes; 210 no; and 1 blank for a total count of 597 cast ballots.

Minutes taken and recorded by:



Tess Martin, Clerk

Hazen Union School District #26 03/06/2018



Orleans Southwest Supervisory Union

2020 Fiscal Year Supervisory Union Shared Services Budget

Empowering students with the knowledge, skills and disposition to be college and career ready and become successful, responsible and contributing members of society -- locally and globally.

Town School Districts

- Craftsbury
- Stannard
- Wolcott

Union School Districts

- Hazen Union
- Orleans Southwest Union Elementary

OSSU is an educational services, planning, and administrative unit that serves six towns and five school districts.

ORLEANS SOUTHWEST SUPERVISORY UNION

P.O. Box 338, Hardwick, Vermont 05843 ♦ (802) 472-6531 ♦ Fax (802) 472-6250 ♦ www.ossu.org

Dear Community:

On November 1, 2018, I announced my retirement at the end of this school year. For the past 36 years, I have served in education. Twenty of those years have been in OSSU as both the Director of Student Services and as the Superintendent of Schools. I want to take this time to say thank you for the opportunity of serving in these wonderful communities.

As a young child attending Hardwick Elementary and Hazen Union, I never dreamed that I would one day be back in this community guiding education for others. It has been both a privilege and an honor to have served with so many fine educators, administrators and school board members. Orleans Southwest SU will always hold a special place in my heart. I wish all of you well in the journey ahead.

A school budget is a financial plan that reflects the educational priorities of a school district. It represents the programs, services, and supports that provide an equitable and high quality instructional experience for our students in alignment with Orleans Southwest Supervisory Union's (OSSU) vision:

Empowering students with the knowledge, skills and disposition to be college and career ready and become successful, responsible and contributing members of society -- locally and globally.

A supervisory union acts as an educational service, administrative, and planning unit for multiple school districts. Examples include special education coordination and oversight, student assessment coordination, curriculum coordination, professional development coordination, human resources, accounting services, IT network, data systems, transportation services, food services and school board support.

As you review this portion of each individual school budget, I want to bring your attention to the expenditures that are directly related to the support of students and staff which includes individual student support or classroom supports for students in the general education classroom and who receive special education services.

While the remaining costs may be considered indirect costs, these costs are associated with the management of the services and resources needed to provide a quality education for all students. They include school board support, data system management, accounting services, budget development and finance, human resources, operations and maintenance.

The spending plan that follows reflects the collaborative work of all involved and defines the programs, services and supports necessary to help all of our students grow and prepare for their future.

Sincerely,
Joanne M. LeBlanc, M.Ed.
Superintendent of Schools

*Craftsbury Town School District ♦ Hardwick Town School District ♦ Hazen Union School District ♦
Lakeview Union School District ♦ Wolcott Town School District ♦ Woodbury Town School District ♦ Greensboro ♦ Stannard*



Proven Expertise and Integrity

INDEPENDENT AUDITORS' REPORT ON INTERNAL CONTROL OVER FINANCIAL REPORTING AND ON COMPLIANCE AND OTHER MATTERS BASED ON AN AUDIT OF FINANCIAL STATEMENTS PERFORMED IN ACCORDANCE WITH GOVERNMENT AUDITING STANDARDS

Board of School Directors
Orleans Southwest Supervisory Union
Hardwick, Vermont

We have audited, in accordance with the auditing standards generally accepted in the United States of America and the standards applicable to financial audits contained in *Government Auditing Standards*, issued by the Comptroller General of the United States, the financial statements of the governmental activities, each major fund and the aggregate remaining fund information of Orleans Southwest Supervisory Union, as of and for the year ended June 30, 2018, and the related notes to the financial statements, which collectively comprise Orleans Southwest Supervisory Union's basic financial statements, and have issued our report thereon dated December 24, 2018.

Internal Control Over Financial Reporting

In planning and performing our audit of the financial statements, we considered Orleans Southwest Supervisory Union's internal control over financial reporting (internal control) to determine the audit procedures that are appropriate in the circumstances for the purpose of expressing our opinion on the financial statements, but not for the purpose of expressing an opinion on the effectiveness of Orleans Southwest Supervisory Union's internal control. Accordingly, we do not express an opinion on the effectiveness of the Commission's internal control.

A *deficiency in internal control* exists when the design or operation of a control does not allow management or employees, in the normal course of performing their assigned functions, to prevent or detect and correct misstatements on a timely basis. A *material weakness* is a deficiency, or combination of deficiencies, in internal control such that there is a reasonable possibility that a material misstatement of the entity's financial statements will not be prevented or detected and corrected on a timely basis. A *significant deficiency* is a deficiency, or a combination of deficiencies, in internal control that is less severe than a material weakness, yet important enough to merit attention by those charged with governance.

3 Old Orchard Road, Buxton, Maine 04093
Tel: (800) 300-7708 (207) 929-4606 Fax: (207) 929-4609
www.rhrsmith.com

Our consideration of internal control was for the limited purpose described in the first paragraph of this section and was not designed to identify all deficiencies in internal control that might be material weaknesses or significant deficiencies. Given these limitations, during our audit we did not identify any deficiencies in internal control that we consider to be material weaknesses. However, material weaknesses may exist that have not been identified.

Compliance and Other Matters

As part of obtaining reasonable assurance about whether Orleans Southwest Supervisory Union's financial statements are free of material misstatement, we performed tests of its compliance with certain provisions of laws, regulations, contracts and grant agreements, noncompliance with which could have a direct and material effect on the determination of financial statement amounts. However, providing an opinion on compliance with those provisions was not an objective of our audit and, accordingly, we do not express such an opinion. The results of our tests disclosed no instances of noncompliance or other matters that are required to be reported under *Government Auditing Standards*.

Purpose of this Report

The purpose of this report is solely to describe the scope of our testing of internal control and compliance and the results of that testing and not to provide an opinion on the effectiveness of the organization's internal control or compliance. This report is an integral part of an audit performed in accordance with *Government Auditing Standards* in considering the organization's internal control and compliance. Accordingly, this communication is not suitable for any other purpose.

RHR Smith & Company

Buxton, Maine
Vermont Registration No. 092.0000697
December 24, 2018

ORLEANS SOUTHWEST SUPERVISORY UNION

BUDGETARY COMPARISON SCHEDULE - BUDGETARY BASIS
 BUDGET AND ACTUAL - GENERAL FUND REVENUES
 FOR THE YEAR ENDED JUNE 30, 2018

	<u>Original Budget</u>	<u>Final Budget</u>	<u>Actual Amounts</u>	<u>Variance Positive (Negative)</u>
Resources (Inflows):				
Intergovernmental Revenues:				
General Education Assessment	\$ 2,168,272	\$ 2,168,272	\$ 2,168,276	\$ 4
Special Education Assessment	2,048,536	2,048,536	2,048,536	-
Grants/Reimbursements	3,435,657	3,435,657	3,038,998	(396,659)
E-Rate	90,030	90,030	-	(90,030)
Charges for Services	1,270,474	1,270,474	1,210,718	(59,756)
Interest Income	750	750	2,144	1,394
Miscellaneous:				
Miscellaneous	-	-	15,139	15,139
Prior Year Revenues	-	-	1,641	1,641
Transfer From Other Funds	15,000	15,000	6,662	(8,338)
Amounts Available for Appropriation	<u>\$ 9,028,719</u>	<u>\$ 9,028,719</u>	<u>\$ 8,492,114</u>	<u>\$ (536,605)</u>

See accompanying independent auditors' report and notes to financial statements.

SCHEDULE B

ORLEANS SOUTHWEST SUPERVISORY UNION

SCHEDULE OF DEPARTMENTAL OPERATIONS - GENERAL FUND
FOR THE YEAR ENDED JUNE 30, 2018

	Original Budget	Final Budget	Actual	Variance Positive (Negative)
Instruction -				
General education	\$ 1,173,080	\$ 1,124,780	\$ 1,087,169	\$ 37,611
Special education	4,055,900	4,055,900	3,679,279	376,621
Co-curricular	-	-	17,701	(17,701)
Athletics instruction	-	-	3,561	(3,561)
	<u>5,228,980</u>	<u>5,180,680</u>	<u>4,787,710</u>	<u>392,970</u>
Student/instructor support -				
Guidance	219,483	219,483	196,279	23,204
Health services	-	-	3,129	(3,129)
Psychological services	261,944	261,944	210,363	51,581
Speech services	310,570	310,570	306,234	4,336
Occupational therapy services	52,553	52,553	53,133	(580)
Physical therapy/IEP services	-	-	494	(494)
Improvement of instruction	89,907	138,207	171,140	(32,933)
	<u>934,457</u>	<u>982,757</u>	<u>940,772</u>	<u>41,985</u>
Administration -				
School Board	81,716	81,716	137,721	(56,005)
Office of Superintendent	262,776	262,776	253,886	8,890
Office of Principal	-	-	13,636	(13,636)
Special education administration	125,760	125,760	124,310	1,450
Business office/human resources	624,051	624,051	617,706	6,345
Technology administration	501,708	528,205	500,807	27,398
	<u>1,596,011</u>	<u>1,622,508</u>	<u>1,648,066</u>	<u>(25,558)</u>
Operations -				
Operations and maintenance	116,331	116,331	147,500	(31,169)
Student transportation	1,062,910	1,062,910	1,007,500	55,410
Food service	-	-	6,834	(6,834)
	<u>1,179,241</u>	<u>1,179,241</u>	<u>1,161,834</u>	<u>17,407</u>
Miscellaneous -				
Other outlays and prior year adjustments	-	-	21,769	(21,769)
Subgrants	90,030	63,533	-	63,533
	<u>90,030</u>	<u>63,533</u>	<u>21,769</u>	<u>41,764</u>
TOTAL DEPARTMENTAL OPERATIONS	<u>\$ 9,028,719</u>	<u>\$ 9,028,719</u>	<u>\$ 8,560,151</u>	<u>\$ 468,568</u>

See accompanying independent auditors' report and notes to financial statements.

Orleans Southwest Supervisory Union (OSSU)

2019-2020 (FY20) Spending Plan Budget Highlights

The OSSU is by state law the administrative and planning unit for all its member districts. Services include instructional and special education coordination and oversight, student assessment coordination, curriculum coordination, professional development coordination, human resources, business and accounting services, IT network, data systems, transportation, food service management, and school board support.

The FY20 OSSU Preliminary Spending Plan Budget as approved by the OSSU Board is \$7,899,540. This represents a 6.02% over the current budget. Seventy-nine percent (79%) of this budget goes towards student instruction, instructional support services, student support services, and transportation that are utilized at the school buildings and paid for at the supervisory union level.

The FY20 Purchased Services are also provided through the SU and total \$1,077,601, a decrease of 13.52% from the current budget. These are services which the school boards have approved and will purchase from the SU. When these services are added to the Spending Plan Budget total is \$8,977,141.

- There was an 11.90% cost increase in health insurance absorbed in this FY20 budget.
- Special Education spending increased 2.55% from the FY19 budget
- Non-Special Education spending increased 1.45% from the FY19 budget
- Overall, this is a 4.00% increase from the FY19 budget.

Related terms and definitions:

Assessment: Costs are pooled and a member district is charged for access to a range of services provided by the SU to its member districts based on the number of equalized pupils in the district, regardless of the exact quantity of services received by the member districts. Transportation is one example of an assessed cost.

Purchased service: A member district is charged for the precise, measurable cost of a specific service provided by the SU to the member district. A 0.20 FTE behavioral specialist is an example of a purchased service charged to a single member district.

Orleans Southwest SU
General Fund - Four Year Summary

Expenditures	Actual FY17	Actual FY18	Approved FY19	Proposed FY20	Variance (\$)	Variance (%)
General Education	1,168,308	1,155,011	1,211,495	1,100,794	(110,701)	-9.14%
Special Education	4,236,696	3,587,273	3,743,765	3,963,928	220,163	5.88%
Total Instruction	5,405,004	4,742,284	4,955,260	5,064,722	109,462	(0.03)
Guidance	124,275	97,410	79,761	137,365	57,604	72.22%
Psychological Services	111,125	207,728	264,703	258,070	(6,633)	-2.51%
Speech Language Pathology	270,635	255,664	266,593	320,063	53,470	20.06%
Occupational Therapy	53,973	13,951	65,482	65,744	262	0.40%
Physical Therapy/IEP Evaluations	130,959	-	-	1,500	1,500	N/A
Improvement of Instruction	62,726	168,081	191,884	200,582	8,698	4.53%
Total Student/Instructor Support	753,693	742,834	868,423	983,324	114,901	0.95
School Board	86,118	126,728	139,538	143,192	3,654	2.62%
Office of the Superintendent	261,372	247,542	278,121	283,985	5,864	2.11%
SPED Administration	114,926	119,373	105,921	94,742	(11,179)	-10.55%
Business Office/HR	570,065	590,701	613,884	614,133	249	0.04%
Tech Administration	311,511	433,093	512,080	583,856	71,776	14.02%
Total Administration	1,343,992	1,517,437	1,649,544	1,719,908	70,364	0.08
Operations & Maintenance	138,843	134,584	140,171	156,751	16,580	11.83%
Student Transportation	1,018,981	994,358	1,018,300	1,052,436	34,136	3.35%
Fund Transfers/Prior Year						
Total Operations	1,157,824	1,128,942	1,158,471	1,209,187	50,716	0.15
Total Expenditures	8,660,512	8,131,497	8,631,698	8,977,141	345,443	4.00%

FY20 OSSU Assessment Summary

FY20 ACT130 Early Estimated Equalized pupil count

	<i>(based on equalized pupils)</i>				Total	
	HAZEN	UNIFIED ELEMENTARY				
CRAFTSBURY	154.33	0	0.00%	0	0.00%	154.33
GREENSBORO	0	61.2	18.52%	48.62	13.47%	109.82
HARDWICK	0	229.49	69.46%	238.2	65.97%	467.69
STANNARD	15.07	0	0.00%	21.5	5.95%	36.57
WOLCOTT	265.05	0	0.00%	0	0.00%	265.05
WOODBURY	0	39.68	12.01%	52.74	14.61%	92.42
TOTAL	434.45	330.37	100.00%	361.06	100.00%	1,125.88

PRE-K	
Hardwick	18.32
Greensboro	3.86
Standard	4.83
Woodbury	10.22
Wolcott	9.11
Craftsbury	9.10
Total	55.4357

1,110.81

	Allocation						Total \$	Less Revenue	Allocated \$
	CRAFTSBURY	STANNARD	WOLCOTT	HAZEN	Orleans SW Union Elementary	Total %			
Purchased Services	Billed on Actual Services Purchased						\$ 1,077,601	\$ 1,077,601	\$ -
ELL (1000)	13.89%	0.00%	23.86%	29.74%	32.50%	100.00%	\$ 23,194	\$ -	\$ 23,194
SPED Pre-K (1200.11)	16.42%	0.00%	16.43%	0.00%	67.15%	100.00%	\$ 52,985	\$ 10,000	\$ 42,985
SPED K-12 (1200.13/30)	13.89%	0.00%	23.86%	29.74%	32.50%	100.00%	\$ 3,910,943	\$ 3,079,545	\$ 831,398
Guidance (2120)	13.89%	0.00%	23.86%	29.74%	32.50%	100.00%	\$ 137,365	\$ -	\$ 137,365
Psychological Services (2140)	13.89%	0.00%	23.86%	29.74%	32.50%	100.00%	\$ 258,070	\$ -	\$ 258,070
Speech Language Pathology	13.89%	0.00%	23.86%	29.74%	32.50%	100.00%	\$ 320,063	\$ -	\$ 320,063
Occupational Therapy	13.89%	0.00%	23.86%	29.74%	32.50%	100.00%	\$ 65,744	\$ -	\$ 65,744
Physical Therapy	13.89%	0.00%	23.86%	29.74%	32.50%	100.00%	\$ 1,500	\$ -	\$ 1,500
Improvement of Instruction	13.89%	0.00%	23.86%	29.74%	32.50%	100.00%	\$ 200,582	\$ -	\$ 200,582
School Board	13.71%	1.34%	23.54%	29.34%	32.07%	100.00%	\$ 143,192	\$ -	\$ 143,192
Office of the Superintendent	13.89%	0.00%	23.86%	29.74%	32.50%	100.00%	\$ 283,985	\$ -	\$ 283,985
Special Ed Administration	13.71%	1.34%	23.54%	29.34%	32.07%	100.00%	\$ 94,742	\$ -	\$ 94,742
Fiscal Services	13.71%	1.34%	23.54%	29.34%	32.07%	100.00%	\$ 614,133	\$ 55,500	\$ 558,633
Technology Administration	13.89%	0.00%	23.86%	29.74%	32.50%	100.00%	\$ 583,856	\$ -	\$ 583,856
Operations & Maintenance (2600)	13.89%	0.00%	23.86%	29.74%	32.50%	100.00%	\$ 156,751	\$ -	\$ 156,751
General Transportation (2700)	13.89%	0.00%	23.86%	29.74%	32.50%	100.00%	\$ 742,600	\$ 295,605	\$ 446,994
SPED Transportation (2700.211)	13.89%	0.00%	23.86%	29.74%	32.50%	100.00%	\$ 309,836	\$ -	\$ 309,836
Total							\$ 8,977,141	\$ 4,518,251	\$ 4,458,890

	Assessment						Total
	CRAFTSBURY	STANNARD	WOLCOTT	HAZEN	Orleans SW Union Elementary	Assessment \$	
Purchased Services	Billed on Actual Services Purchased						\$ -
ELL (1000)	\$ 3,222	\$ -	\$ 5,534	\$ 6,898	\$ 7,539	\$ 23,194	\$ 23,194
SPED Pre-K (1200.11)	\$ 7,056	\$ -	\$ 7,064	\$ -	\$ 28,865	\$ 42,985	\$ 42,985
SPED K-12 (1200.13/30)	\$ 115,510	\$ -	\$ 198,380	\$ 247,269	\$ 270,239	\$ 831,398	\$ 831,398
Guidance (2120)	\$ 19,085	\$ -	\$ 32,777	\$ 40,854	\$ 44,650	\$ 137,365	\$ 137,365
Psychological Services (2140)	\$ 35,855	\$ -	\$ 61,578	\$ 76,754	\$ 83,884	\$ 258,070	\$ 258,070
Speech Language Pathology	\$ 44,468	\$ -	\$ 76,370	\$ 95,191	\$ 104,034	\$ 320,063	\$ 320,063
Occupational Therapy	\$ 9,134	\$ -	\$ 15,687	\$ 19,553	\$ 21,370	\$ 65,744	\$ 65,744
Physical Therapy	\$ 208	\$ -	\$ 358	\$ 446	\$ 488	\$ 1,500	\$ 1,500
Improvement of Instruction	\$ 27,868	\$ -	\$ 47,861	\$ 59,656	\$ 65,198	\$ 200,582	\$ 200,582
School Board	\$ 19,628	\$ 1,917	\$ 33,710	\$ 42,017	\$ 45,920	\$ 143,192	\$ 143,192
Office of the Superintendent	\$ 39,455	\$ -	\$ 67,761	\$ 84,461	\$ 92,307	\$ 283,985	\$ 283,985
Special Ed Administration	\$ 12,987	\$ 1,268	\$ 22,304	\$ 27,800	\$ 30,383	\$ 94,742	\$ 94,742
Fiscal Services	\$ 76,575	\$ 7,477	\$ 131,511	\$ 163,921	\$ 179,149	\$ 558,633	\$ 558,633
Technology Administration	\$ 81,118	\$ -	\$ 139,314	\$ 173,647	\$ 189,778	\$ 583,856	\$ 583,856
Operations & Maintenance (2600)	\$ 21,778	\$ -	\$ 37,402	\$ 46,620	\$ 50,951	\$ 156,751	\$ 156,751
General Transportation (2700)	\$ 62,103	\$ -	\$ 106,657	\$ 132,942	\$ 145,292	\$ 446,994	\$ 446,994
SPED Transportation (2700.211)	\$ 43,047	\$ -	\$ 73,930	\$ 92,150	\$ 100,710	\$ 309,836	\$ 309,836
FY20 Total	\$ 619,097	\$ 10,662	\$ 1,058,198	\$ 1,310,179	\$ 1,460,754	\$ 4,458,890	
FY20 % Alloc	13.88%	0.24%	23.73%	29.38%	32.76%	100.00%	
FY19 Total	\$ 547,927	\$ 14,142	\$ 977,993	\$ 1,233,313	\$ 1,365,417	\$ 4,138,792	
Variance	\$ 71,170	\$ (3,480)	\$ 80,205	\$ 76,866	\$ 95,337	\$ 320,098	
Variance %	12.99%	-24.61%	8.20%	6.23%	6.98%	7.73%	

Orleans Southwest Supervisory Union

2017-2018 Employee Report

This is a comprehensive list of all contracted employee earnings for the fiscal year.

Name	Description	FTE	Position Days	Contract Amount	Stipend Amount	Total Amount
Abel, Karen E	Literacy Interventionist	1.00	185	\$ 65,610	\$ 649	\$ 66,259
Aiossa, Carolyn T	Special Education Para Professional	0.60	192	\$ 15,319	\$ -	\$ 15,319
Aiossa, Carolyn T	Literacy coach	0.40	185	\$ 24,024	\$ -	\$ 24,024
Allen, Christie D	Personal Care Para Professional	1.00	192	\$ 21,695	\$ -	\$ 21,695
Allen, Lottie J	Special Education Para Professional	1.00	179	\$ 18,795	\$ 1,000	\$ 19,795
Aubuchon, ChrisAnn	Personal Care Para Professional	0.46	27	\$ 1,867	\$ -	\$ 1,867
Baker, Erica J	REACH Site Coordinator	0.60	260	\$ 21,803	\$ 1,300	\$ 23,103
Baptiste, Brandon	Academic/Behavior Interventionist	1.00	36	\$ 3,485	\$ -	\$ 3,485
Barnes, Alyssa B	Out of Dist. Case Mgr / Ed. Diagnostician	1.00	185	\$ 61,308	\$ 600	\$ 61,908
Bassett, Jack	Technology Specialist	1.00	230	\$ 38,640	\$ 1,344	\$ 39,984
Beal, Lindzey SP	Special Education Para Professional	1.00	192	\$ 20,724	\$ 2,113	\$ 22,837
Besett, Harry M	Behavior Specialist	1.00	197	\$ 24,428	\$ 6,799	\$ 31,227
Bickford, David	Flexible Pathways Driver	0.52	80	\$ 9,509	\$ -	\$ 9,509
Billings, Christina L	Para Professional	1.00	192	\$ 22,015	\$ -	\$ 22,015
Boyd, Jessica J	Personal Care Pre K Para Professional	0.46	122	\$ 9,388	\$ -	\$ 9,388
Boyd, William E	Personal Care Para Professional	1.00	192	\$ 19,112	\$ -	\$ 19,112
Bradford, Kelly J	Special Education Para Professional	1.00	192	\$ 23,386	\$ -	\$ 23,386
Brown, Tammy D	Early Childhood Special Educator	1.00	185	\$ 41,858	\$ -	\$ 41,858
Burgess, Jacqueline D	Special Education Teacher	1.00	128	\$ 28,341	\$ 495	\$ 28,836
Burgess, Jacqueline D	Pre K Para Educator	0.46	39	\$ 3,311	\$ -	\$ 3,311
Burgess, Jacqueline D	REACH Site Coordinator	0.50	80	\$ 6,034	\$ -	\$ 6,034
Burgess, Matthew	REACH Site Coordinator	0.50	144	\$ 8,640	\$ -	\$ 8,640
Burnham, Cynthia A	Literacy Interventionist	1.00	185	\$ 63,296	\$ 900	\$ 64,196
Butler, Rebecca S	Occupational Therapist	1.00	185	\$ 57,475	\$ -	\$ 57,475
Clark, Nichole R	Personal Care Para Professional	1.00	192	\$ 20,451	\$ -	\$ 20,451
Cosgrove, Patricia A	Special Education Teacher	1.00	185	\$ 62,473	\$ 3,114	\$ 65,587
Cournoyer, Stacy	Behavior Specialist	1.00	202	\$ 35,537	\$ 2,380	\$ 37,917
Cross, Monica R	Math Coach	1.00	185	\$ 59,336	\$ 2,500	\$ 61,836
Cross, Wendy L	Special Education Para Professional	1.00	192	\$ 19,636	\$ -	\$ 19,636
Crum, MaryKate A	Early Childhood Para Professional	0.46	121	\$ 7,895	\$ 500	\$ 8,395
Crum, MaryKate A	Administrative Assistant	0.50	132	\$ 7,508	\$ 500	\$ 8,008
Crytzer, Anna	ELL Teacher	0.40	185	\$ 23,268	\$ 6,250	\$ 29,518
Darling, Sonja M	Accounting Clerk	1.00	260	\$ 51,168	\$ -	\$ 51,168
Davis, Janis C	Special Education Teacher	1.00	185	\$ 41,589	\$ 1,000	\$ 42,589
DeKens, Joseph P	Para Professional	1.00	192	\$ 28,754	\$ 4,000	\$ 32,754
Devenger, Leah R	Personal Care Para Professional	1.00	192	\$ 16,913	\$ -	\$ 16,913
Doane, Marie L	Special Education Teacher	1.00	185	\$ 65,610	\$ 1,800	\$ 67,410
Dopp, Cheryl L	Human Resources Manager	1.00	260	\$ 56,264	\$ -	\$ 56,264
Drown, Marquise M	Behavior Specialist	1.00	197	\$ 36,658	\$ 9,741	\$ 46,399
Dubuque, Dominique M	Special Education Teacher	1.00	185	\$ 52,703	\$ 9,636	\$ 62,339
Dutton, Jean E	Math Interventionist	0.40	185	\$ 26,244	\$ -	\$ 26,244
Epinette, Cynthia H	Accounting Clerk	1.00	260	\$ 48,214	\$ -	\$ 48,214
Ewen, Tonya	Special Education Para Professional	1.00	87	\$ 7,947	\$ -	\$ 7,947
Fleer, Alice C	Personal Care Para Professional	1.00	192	\$ 22,175	\$ 120	\$ 22,295
Foster, Margaret M	Certified Occupational Therapist Assistant	1.00	185	\$ 38,941	\$ -	\$ 38,941
Freeman, Heather M	Student Services Director	1.00	260	\$ 91,402	\$ -	\$ 91,402
Garguilo, Stephanie	Personal Care Para Professional	1.00	192	\$ 18,708	\$ -	\$ 18,708
Gates, Theodore O	Data Analyst	1.00	260	\$ 51,064	\$ -	\$ 51,064
Gebbie, Aileen Shea	Para Professional	1.00	192	\$ 24,474	\$ -	\$ 24,474
Gelineau, Beatrice E	Para Professional	1.00	192	\$ 21,695	\$ -	\$ 21,695
Greene, Linda J	Special Education Para Professional	1.00	192	\$ 21,948	\$ -	\$ 21,948
Grzebien, Christine A	Special Educator	1.00	185	\$ 41,589	\$ 420	\$ 42,009
Hadwen, Kirsten	Special Education Para Professional	1.00	192	\$ 19,152	\$ 1,545	\$ 20,697
Hall, Della A	Para Professional	1.00	192	\$ 22,378	\$ -	\$ 22,378
Hall, Jamie A	Personal Care Para Professional	1.00	192	\$ 22,052	\$ -	\$ 22,052

Orleans Southwest Supervisory Union

2017-2018 Employee Report

This is a comprehensive list of all contracted employee earnings for the fiscal year.

Name	Description	FTE	Position Days	Contract Amount	Stipend Amount	Total Amount
Hall, Mary R	Special Education Para Professional	1.00	192	\$ 22,821	\$ -	\$ 22,821
Hancock, Elise R	Speech Language Pathologist	1.00	185	\$ 62,742	\$ 4,000	\$ 66,742
Hanna, Gael M	Literacy Interventionist	0.80	185	\$ 47,469	\$ 469	\$ 47,938
Harnden-McPhee, Aimee L.	Special Education Teacher	1.00	185	\$ 62,473	\$ 1,404	\$ 63,877
Hart, Amanda M	Speech Language Pathologist	1.00	185	\$ 49,297	\$ 5,230	\$ 54,527
Hersey, Elisha J	Personal Care Para Professional	1.00	192	\$ 17,924	\$ -	\$ 17,924
Hewitt, Colleen A	Early Childhood Para Professional	0.40	121	\$ 9,801	\$ -	\$ 9,801
Hill, Deborah A	Personal Care Para Professional	1.00	192	\$ 22,821	\$ 325	\$ 23,146
Hill-Sartwell, Judith	Special Education Para Professional	0.46	122	\$ 5,501	\$ -	\$ 5,501
Holbrook, Diane M	Para Professional	1.00	192	\$ 21,578	\$ -	\$ 21,578
Hudson, Karen S	File Clerk	0.25	260	\$ 5,468	\$ -	\$ 5,468
Hurlbut, Gailene M	Personal Care Para Professional	1.00	192	\$ 21,464	\$ -	\$ 21,464
Jacobs, Barbara B	Literacy Interventionist	0.50	185	\$ 33,042	\$ 1,500	\$ 34,542
Jacobs, Thomasina A	Special Education Para Professional	1.00	192	\$ 22,821	\$ -	\$ 22,821
Johnson, Maria	Special Education Para Professional	1.00	127	\$ 12,642	\$ -	\$ 12,642
Johnson, Teresa H	Special Education Teacher	1.00	185	\$ 59,336	\$ 2,220	\$ 61,556
Kittell, Laura Jill	Special Education Para Professional	1.00	192	\$ 21,249	\$ -	\$ 21,249
Knudson, Kimberly G	Special Education Para Professional	1.00	192	\$ 25,774	\$ -	\$ 25,774
Kordet, John	Para Professional	1.00	192	\$ 19,354	\$ 7,503	\$ 26,857
Kramer, Alexis N	Behavior Support Coordinator	1.00	190	\$ 50,000	\$ -	\$ 50,000
Languerand, Christine M	Math Interventionist	1.00	185	\$ 47,594	\$ -	\$ 47,594
Larkin, Shannon	Long Term Substitute	1.00	185	\$ 35,853	\$ -	\$ 35,853
Leavitt, Kerry M	Speech Language Pathologist	1.00	185	\$ 49,297	\$ 4,000	\$ 53,297
LeBlanc, Joanne M	Superintendent	1.00	260	\$ 117,000	\$ 1,519	\$ 118,519
Locke, Kelly O	Special Education Teacher	1.00	185	\$ 56,671	\$ -	\$ 56,671
Lodewyk, Adam T	Technology Specialist	1.00	260	\$ 31,200	\$ -	\$ 31,200
Lowell, Alicia F	Personal Care Para Professional	1.00	192	\$ 20,160	\$ -	\$ 20,160
Maniatty, Grace E	Accounting Manager	1.00	255	\$ 54,923	\$ -	\$ 54,923
Martin, Christine	Special Education Para Professional	1.00	192	\$ 19,999	\$ 1,000	\$ 20,999
Martin, Daniel	Personal Care Para Professional	1.00	108	\$ 11,930	\$ 563	\$ 12,492
Martin, David J	Technology and Communications Director	1.00	260	\$ 79,267	\$ 3,000	\$ 82,267
Martin, Lisa K	Special Education Para Professional	1.00	192	\$ 22,499	\$ 4,126	\$ 26,625
Martin, Therese M	Executive Administrative Assistant	1.00	260	\$ 47,008	\$ 2,195	\$ 49,203
Martin-Baker, Deirdre	Personal Care Para Professional	1.00	170	\$ 16,352	\$ 1,510	\$ 17,862
McIntosh, Brice N	Technology Specialist	1.00	260	\$ 50,960	\$ -	\$ 50,960
McLean, Katie	Payroll & Benefits Specialist	1.00	168	\$ 30,240	\$ -	\$ 30,240
McLure, Rhoda M	Instruction, Assessment & Grants Director	1.00	260	\$ 81,891	\$ -	\$ 81,891
Meservey, Annette M	Para Professional	1.00	192	\$ 21,164	\$ 540	\$ 21,704
Millard, Kristen M	Deaf & Blind Intervenor	1.00	192	\$ 33,646	\$ 1,000	\$ 34,646
Miller, Nicole M	REACH Coordinator	1.00	260	\$ 52,874	\$ -	\$ 52,874
Mitchell, Katherine L	Educational Diagnostician	0.45	185	\$ 33,065	\$ -	\$ 33,065
Moodie, Christy	Personal Care Pre K Para Professional	0.46	77	\$ 5,024	\$ -	\$ 5,024
Negrin-Vartanian, Andrea	Special Education Teacher	1.00	185	\$ 65,610	\$ -	\$ 65,610
Nelson, Danya J	Literacy/Math Interventionist	1.00	185	\$ 44,457	\$ 200	\$ 44,657
Nichols, Peter J	Long Term Substitute	1.00	260	\$ -	\$ 4,000	\$ 4,000
Norheim, Carter J	Technology Specialist	1.00	230	\$ 27,600	\$ -	\$ 27,600
O'Neill, Beverly A	Personal Care Para Professional	1.00	192	\$ 22,835	\$ 325	\$ 23,160
Olson, Jennifer A	Work Based Learning Coordinator	1.00	185	\$ 51,897	\$ -	\$ 51,897
Osgood, Cynthia L	Special Education Teacher	1.00	185	\$ 49,835	\$ 1,520	\$ 51,355
Parent, Kate E	Para educator	1.00	89	\$ 10,579	\$ -	\$ 10,579
Pembroke, Richard Jr.	Chief Financial Officer	1.00	260	\$ 105,000	\$ 6,452	\$ 111,452
Picard, Judith W	Personal Care Para Professional	1.00	192	\$ 24,481	\$ 60	\$ 24,541
Price, Erika M	Speech Language Pathologist Assistant	1.00	185	\$ 37,464	\$ 1,380	\$ 38,844
Putvain, Kelly A	Personal Care Para Professional	1.00	192	\$ 21,948	\$ -	\$ 21,948
Ramsay, Charlene D	Special Education Para Professional	1.00	192	\$ 21,464	\$ 1,000	\$ 22,464

Orleans Southwest Supervisory Union

2017-2018 Employee Report

This is a comprehensive list of all contracted employee earnings for the fiscal year.

Name	Description	FTE	Position Days	Contract Amount	Stipend Amount	Total Amount	
Roy, Ruth M	Physical Therapist	0.60	185	\$ 45,165	\$ -	\$ 45,165	
Safford, Douglas W	Special Education Para Professional	1.00	158	\$ 18,780	\$ -	\$ 18,780	
Sciara, Rebecca	ELL Tutor/Translator	0.52	57	\$ 4,104	\$ -	\$ 4,104	
Shedd, Sonya M	Special Education Teacher	1.00	185	\$ 59,605	\$ -	\$ 59,605	
Simpson, Jennifer L	Behavior Specialist	1.00	202	\$ 26,597	\$ 10,119	\$ 36,716	
Smith, John JR	Chief Financial Officer	1.00	20	\$ 7,538	\$ -	\$ 7,538	
Smith, Angela	Payroll & Benefits Specialist	1.00	95	\$ 15,200	\$ -	\$ 15,200	
Smith, Kevin J	Special Education Teacher	1.00	185	\$ 55,034	\$ 1,770	\$ 56,804	
Smith, Tammi S	Personal Care Para Professional	1.00	192	\$ 21,164	\$ 350	\$ 21,514	
Smith, Valerie L	Special Education Para Professional	1.00	192	\$ 21,464	\$ -	\$ 21,464	
Steenkamp, Susanna M	Special Education Teacher	1.00	185	\$ 65,610	\$ -	\$ 65,610	
Stoudt, Lisa M	Educational Diagnostician	1.00	185	\$ 52,434	\$ -	\$ 52,434	
Thompson, Amy C	Special Education Para Professional	0.50	159	\$ 11,720	\$ -	\$ 11,720	
Tousant, Diana D	Special Education Para Professional	1.00	192	\$ 19,931	\$ -	\$ 19,931	
Valcour, Francinne D	Work Based Learning Coordinator	0.50	185	\$ 30,654	\$ -	\$ 30,654	
Ward, Jennifer L	Special Education Para Professional	1.00	192	\$ 23,386	\$ 1,000	\$ 24,386	
Webster, Wanda J	Administrative Assistant	1.00	260	\$ 35,547	\$ -	\$ 35,547	
Williams, Amy J	Special Education Para Professional	1.00	192	\$ 26,342	\$ 2,055	\$ 28,398	
Wilson, Craig A	Special Education Teacher	1.00	185	\$ 59,336	\$ 4,545	\$ 63,881	
Wright, Heather D	Special Education Teacher	1.00	185	\$ 62,473	\$ 3,300	\$ 65,773	
Young, Tara R	Early Childhood Para Professional	0.43	124	\$ 10,528	\$ -	\$ 10,528	
Young, Tara R	REACH Site Coordinator	0.50	260	\$ 15,256	\$ -	\$ 15,256	
				Total:	\$ 4,357,035	\$ 138,886	\$ 4,495,920

ONLINE COPY

Greensboro Information
townclerk@greensborovt.org
www.greensborovt.org

Population (2010 census) 762
 Registered Voters: 603

Selectboard Members

Susan Wood.....533-2148	Matt McAllister..... 533-2620
Michael Lapierre802-730-7816	Andy Kehler533-2237
Peter Romans.....533-2571	

Telephone Numbers

Emergency..... 911	Rescue Squad..... 911
Police-Hardwick..... 472-5475	Police-St. Johnsbury..... 748-3111
Fire-Emergency..... 911	Forest Fire Warden..... 533-2914
Fish and Wildlife..... 748-3111	Vt. Poison Center..... 748-2393
Health Center..... 472-3300	School District..... 472-6531
Town Clerk..... 533-2911	Town Garage..... 533-7149
Lakeview-Upper..... 533-7066	Lakeview-Lower..... 533-7479
4 Seasons of Early Learning...533-2261	Library.....533-2531
AWARE..... 472-6463	Health Officer..... 533-2195
Water District Operator..... 533-2576	Animal Control Officer.....533-2410
Hardwick Power Outage 888-472-5201	

Office Hours and Meeting Times

Town Clerk's Office.....Monday, Tuesday & Thursday 9am-4pm
 Wednesday 9am-6pm, Friday 9am-12:00 noon

Library *Winter Hours:* Tuesday 10-7 Thursday 10-5:30
 Friday 10-5:30 Saturday 10-2 Sunday 11:30-1:30
Summer Hours: Monday 10-4 Tuesday 10-7
 Wednesday-Friday 10-4 Saturday 10-2
 Sunday 11:30 – 1:30

Recycling..... Saturday 9-11 year round- July 6-August only – Wed
 From 3:30 to 5:30 Located behind the Town Hall

Selectboard Meetings2nd Wednesday of the month at 6:30 pm

Fire Department Meeting.....1st and 3rd Thursday of the month at 7pm at Fire Station

Dog Licenses

Dogs six months old or older must be licensed annually on or before April 1. A current rabies certificate must on file to license your dog.

	Before April 1	After April 1
Neutered Males	\$ 9.00	\$11.00
Spayed Females	\$ 9.00	\$11.00
Unneutered Males	\$13.00	\$17.00
Unspayed Females	\$13.00	\$17.00